





.....4  
.....

1		2001	2010	10			
300130			POS				
"	"			"	"	"	
	"						
				2		POS	
2020	POS						50

1

<i>2 2020 POS</i>			
RANK	Manufacturer/Headquarters	Shipments	Share
1	Worldline	13,918,075	10.31%
2	New POS	11,605,797	8.60%
3	MoreFun	11,524,546	

---

				1	2021				
	28.20%								7.46%
						2			
2014	2015	2017	2018	2020	2021				
	2021	4		195		4500			

4

---

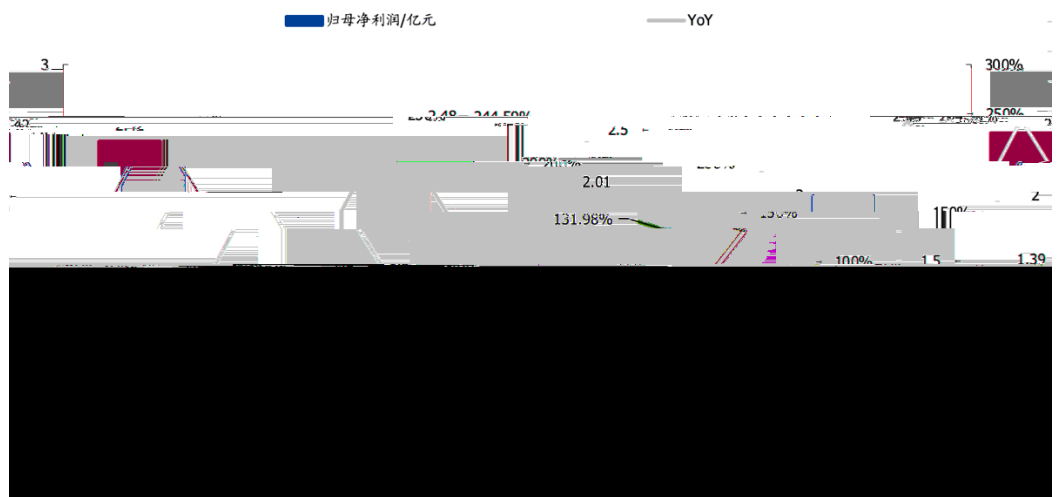
		21		1	Wind	2016-2021	
		11.27	12.37	23.19	30.28	26.32	36.12
	26.23%				2	2016-2021	
1.39							

5 2016-2021



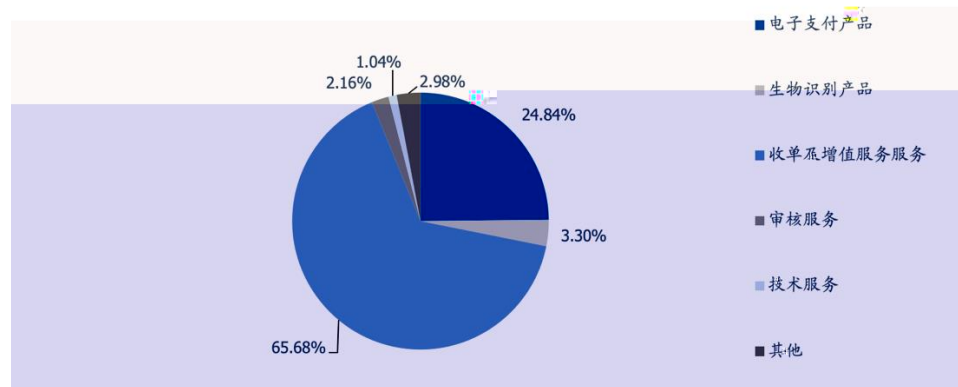
Wind

6 2016-2021



Wind

7 2021



---

8 2016-2021

---

---

Wind

---

1 2021		23.72		44.71%
17.58%	6.36	"	+ "	
			SaaS	
				2021

---

---

---

---

---

---

---

---

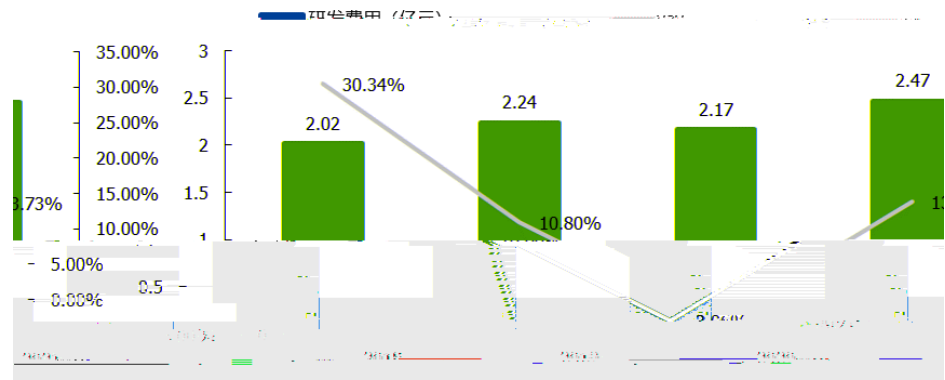
---

---

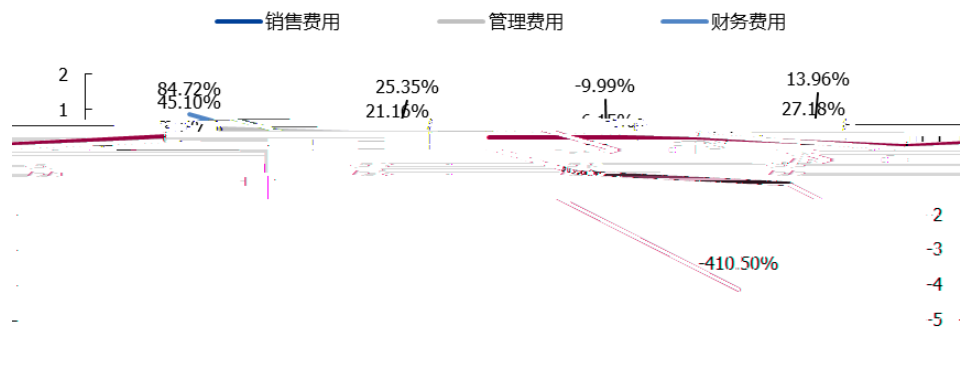
---

---

12 2018-2021

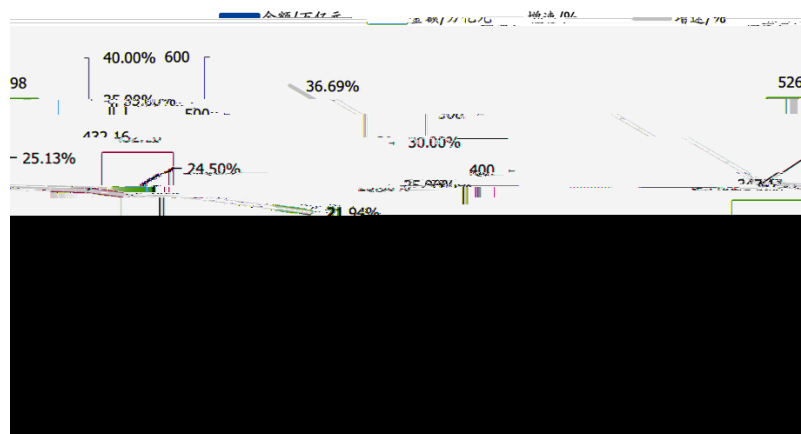


13 2018-2021




	POS	1	2018-2021			
			36.69%	25.13%	24.50%	21.94%
526.98	POS	2				APP
POS				POS		2020
POS	3833		24.08%			

2018-2021



2018-2020 POS



2021

2021

1

2

2020

14

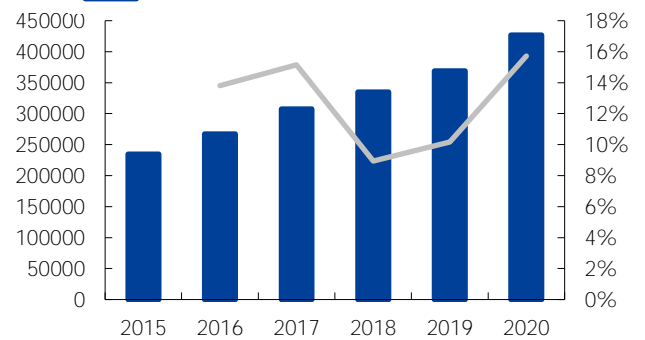
**增加货币功能**

- 原有的货币是一般等价物，但是不能承载非一般等价物的信息。而数字货币中，通过区块链等技术，这样的功能。比如记账功能，能够记载货币流通的时间、地点、去向，对于一些特定用途的货币追踪有重要意义，能够有效防止洗钱等行为。

**对未来货币之**

- 如果能够利用数字货币，将关键的增值过程或

15 2015-2020



Wind



2020  
2020 2  
7 8 9 11 1  
G7 5 10  
CBDC 2021 CBDC  
2

2020	10					IMF		
				(CBDC)		"		"
2020	10			50				
2020	10		10	5				
2020	10				2021	4		
2020	10		2021	CBDC				
				" SandDollar"				
2020	10				CBDC			
2020	11					DLT	"	"
				CBDC				
2020	11							

## 19 2020-2024E

2020	2021	2022E	2023E	2024E
2,632,361,743.29	3,611,738,606.63	4,681,874,850.11	5,887,542,713.55	7,199,401,581.63
770,336,872.99	897,160,676.90	1,031,734,778.44	1,176,177,647.42	1,329,080,741.58
103,686,033.95	119,177,587.65	135,862,449.92	153,524,568.41	171,947,516.62
1,639,114,078.53	2,372,009,443.03	3,320,813,220.24	4,317,057,186.31	5,396,321,482.89
59,862,893.31	78,346,008.34	94,015,210.01	110,937,947.81	127,578,639.98
6,986,005.90	37,664,759.29	56,497,138.94	84,745,708.40	127,118,562.60
52,375,858.61	107,380,131.42	42,952,052.57	45,099,655.20	47,354,637.96

2020	2021	2022E	2023E	2024E
	37.21%	29.63%	25.75%	22.28%
	16.46%	15.00%	14.00%	13.00%
	14.94%	14.00%	13.00%	12.00%
	44.71%	40.00%	30.00%	25.00%
	30.88%	20.00%	18.00%	15.00%
	439.15%	50.00%	50.00%	50.00%
	105.02%	-60.00%	5.00%	5.00%

(%)	2020	2021	2022E	2023E	2024E
		21.78%	22.99%	23.86%	24.88%
		26.15%	28.00%	29.00%	30.00%
		40.00%	40.50%	41.00%	42.00%
		17.58%	19.00%	20.00%	21.00%
		48.00%	49.00%	50.00%	51.00%
		90.00%	91.00%		93.00%
		10.00%	9.50%	9.00%	



