

)

(

1

2

4

6

2015 6 10

5,000

5%

2016 6 22

[2016] 551

2017 5

7

100%

100%

3

2018

	1,376,098,812.16	892,348,199.22	54.21%
	141,627,598.28	59,276,245.07	138.93%
	120,295,407.44	36,380,973.57	230.65%
	-2,774,955.48	-117,997,982.92	97.65%
/	0.30	0.15	100.00%
/	0.30	0.15	100.00%
	6.34%	2.94%	3.40%
	3,668,737,058.80	4,160,400,580.37	-11.82%
	2,280,841,567.82	2,099,149,347.05	8.66%

/	0.2965
---	--------

1

2

	-11,650.25	
	18,777,309.49	
	4,778,430.13	
	-406,400.51	
	1,792,044.76	
	13,453.26	
	21,332,190.84	--

1 —

1 —

1 —

“ + + + ” SaaS +”
36

1

PCS

	6.05%
	16.75%
	31.23%
	63.18%
	204.73%
	100%

2

2001

IT

PCS

A

7.06%

198

60

4

338

167

2019

128%

137,609.88
14,162.76

54.21%
138.93%

15,541.56

“ + + + ”
20-30%

SaaS

AI

36

2018

100%

30%

SaaS

30 40

“ AMAZON GO ”

10,752.08

24.62%

72%

	97,183,379.25	82,102,890.13	18.37%	
	-2,774,955.48	-117,997,982.92	-97.65%	
	231,296,224.98	185,277,985.63	24.84%	
	-577,633,124.95	-226,987,698.75	154.48%	
	-348,428,847.15	-159,719,718.73	118.15%	

10%

	411,642,788.45	270,856,935.37	34.20%	-20.16%	-32.81%	12.39%
	36,760,259.89	1,753,365.03	95.23%	60.07%	43.83%	0.54%
	51,848,790.11	36,757,613.47	29.11%	137.28%	224.35%	-19.03%
	64,874,467.53	28,534,190.10	56.02%	13.18%	1.60%	5.01%
POS	11,003,715.51	7,825,213.96	28.89%	325.51%	493.02%	-20.08%
	11,364,476.06	7,421,209.83	34.70%	1,291.26%	833.41%	32.03%
	757,335,822.67	604,459,414.41	20.19%	191.76%	253.67%	-13.97%
	31,268,491.93	30,686,026.35	1.86%	169.03%	979.68%	-73.69%

	4,778,430.13	3.08%	
	0.00	0.00%	

3**4****5****1**

	109,095.49
	3,673.52
	117,979.55
	0

350,000,000.00	2019	4	24								
2019	5	16	2018			2017					
										94,790.33	
2019	6	30									0

2


	()	(1)	(2)	(3) (2)/(1)						
1.		2,690	2,690	1,967.88	73.16%	2012	12	10		
2.		5,621	5,621	3,041.84	54.12%				822.48	
3.			15,306	16,001.82	104.55%	2016	06	30	428.42	1,163.88
B&INC				9.48	3,962.25					
5.		44,462		44,516.69	100.12%	2016	08	15		17,649.17


	--	16,400	16,400	3,664.04	20,064.04	100.00%	--	--	--	--	--
	--	54,084.61	44,084.61	3,664.04	48,489.04						

	1					“	”	“	”
					2				
				2012	8	27		2012	
				“			”		1
	2			2010	6			2010	2
						“2	”		
	“	”							2
								2015	1 26
				2015	1	26			
							“		”
								3,123.16	
	3	2016	6	27					
	2012	12							20%
				80%					
	“	”			20%				
		20%							4%
	2,860		2016	9	1			2016	12 28
						“			
						2,360	”		
	1	2011				2011	3	21	
									,
	2011	4	1			1			
		2012	8	27		2012			
		“				”		1	
	2		2011	8	5				“
				”				()	1.35

3	2011	10	24					
						4,500		2011
10					4,500			
4	2012	8	27	2012				
							3,700	
2012	8					3,700		
5	2012	12	10					
	20%						2,000	
	20%	2013	1	5			2,000	
	20%							
							80%	
				“	”	2016	6	27
								20%

	2,500	12,806							
	2017 10 31								
	2017-125 :	“			” “				
	”								
	1 2012 4 26	2011			“				
	”								
		2011			1,475.71				
					1,475.71				
				2012 5 2	2012 5 3				
	2 2012 8 9								
		2012-28							
	1	2010 12 31							
	1,293				[2010]2404				
					2011 3 3				
	1,293	,	2011 4 21						
	2 2017								
	350,000,000				100%				
	,		[2017] 003808						
	3 2017 10 25								
			100%		350,000,000		2017 10 26		
					350,000,000				
	2017-118								
		2016 7 26			2016 8 15		2016		
			20%						
	12		2018 2 28		2,360		2018		
3 19					2,360				





4%

20%

2,860



6

1

2

3

--	--	--	--	--	--	--	--	--	--	--	--	--	--	--


2

--	--	--	--	--	--	--	--	--	--	--	--	--	--	--

2019
 08 1 5,760 -302,0 -2,13%
 4

72%

--	--	--	--	--	--



	7 9								
	14,200	--	16,000	6,166.79		130.27%	--	159.45%	
	2018	7	9		6,166.79		2019	7	9
				14,200	-16,000			130.27%	-
				159.45%					

2017

”

“

“ ”

“ ”

287,990 2015 4,348,640
2019 3 4
2019 020 287,990 2018 3 4
2019 4 24 2015
2018 “ ” 2 “
2015 2018 2015 30% 2018
6% ”
2018 9,853.97 192,321.15
5.12% 6% 2015
2015 2015 2015
4,348,640 2019 5 23
2015
2019 064 2015
4,348,640 2019 5 23 2015
2017
2019 2 22 2017
6 2017
2017 2016 ,
.

2019 6 18 2019

2019 6 6
2019-085



2019								

2018 03
22

220,000 2018 12
28

8,000

						28		
	2019 04 26	250,000	2019 06 28	8,000		2019 06 28	2019 12 19	
B1		255,000		B2		72,900		
B3		475,000		B4		50,000		
		.2+B2+C2				72,900		

2

2019 5 30

3 3

2019

2019 5 31
2019-070

2019 5 30
2019 6 18 2019

2019 6 14
2019 7 11 2019

1

2019 5 31

2019-074 2019 6 6
2019-089 2019 6 14
2019-090 2019 5 31
2019-073 2019 6 26

2019-095

2

2019 5 31
6 14

2019-71 2019
2019-090

1 2019 2 27

1 15.00 / 19.00 / 333 3333
-666 6666 263 1578 -526 3157

2
3
4

2019 2 28

2019-014

2
1
0.73% 17.17 / 10.91 / 3,526,268 53,898,404.60

2
0.73% 2019 8 2 17.17 / 10.91 / 3,526,268 53,898,404.60
13,365.72

3
2019 8 5

2019-106

2019 5 30 < > 2019 6 25

2019 5 31 2019 6 25

1 2017
2019 4 24 2017
2017

100% 94,660.12
2019 4 26 2017
2019-040

2
2019 4 24 “

” “ 20% ”
36,552,941.02
2019 4 26
2019-039

2019 2 22

4.9 98% 0.1 5 2% 2018
12 3 2018 2019 2 22

2019 2 22
2019-006

2018

1
2019 4 24 2018
2018 61,485,249.97 2018
(

) 2018 2018
152,349,109.16 150,000,000.00
2019 4 26 2018
2019-057
2
2019 4 24 2018
() 2018
2018 208,022,148.12 90,000,000.00 2018
2019 4 26 2018
2019-058
2019 6 5 2019
2019 6 18 2019
2019 6 6
2019-087 2019-086

1

	142,659,59								
	6								

2016		2017	2017
	2019 4 24		2017
2017		2017	7,507,843
2017		4,587,474	
2018		2018	2018
	2019 4 24		2018
2018		2018	5,219,795
2018		1,782,817	
			3 526 268
0.73%	17.17 /	10.91 /	53,898,404.60
		3,526,268	0.73%
17.17 /	10.91 /	53,898,404.60	
13,365.72			

2017	2018	2019
		2019

2

1,350	450	1,800	25	2019 6	2019 12 26	
				2019 12 26	25%	6

	20,519,254		20,519,254
	16,667,394		16,667,394
	15,550,000		15,550,000
215	12,629,499		12,629,499
LCF	12,000,000		12,000,000
	11,432,176		11,432,176
	7,747,657		7,747,657
156	6,747,560		6,747,560
	6,324,347		

			137,946,987			137,946,987			
			45,728,705			45,728,705			
			1,984,428			1,984,428			
			2,015,926			2,015,926			
			1,800			1,800			
			1,521,586			1,521,586			
			545,380			545,380			
			431,984		107,900	324,084			
			36,000	89,997		125,997			

	--	--	190,212,796	89,997	107,900	190,194,893	0	0	0
--	----	----	-------------	--------	---------	-------------	---	---	---

			2019 05 30	
			2019 05 30	
			2019 06 14	
			2019 07 11	2019
			2019 06 18	2019
			2019 05 30	
			2019 05 30	
			2019 05 30	

2019 06 14



|

[Redacted]

[Redacted]

[Redacted]

	295,891,154.79	268,418,278.53
	170,425,030.39	462,884,719.30
	1,986,370,600.75	2,510,785,301.71
		50,000,000.00
	25,686,955.42	8,429,417.89
	50,000,000.00	
	429,836,333.65	405,312,497.19
	35,200,690.46	42,281,739.98
	1,094,841,722.26	1,094,841,722.26
	25,274,139.41	27,856,006.85
	21,526,616.85	20,881,806.86
		12,087.63
	1,682,366,458.05	1,649,615,278.66
	3,668,737,058.80	4,160,400,580.37
	820,000,000.00	809,000,000.00

	73,275,106.32	86,222,852.24
	181,780,131.59	227,687,142.13
	27,063,537.57	19,606,130.50
	13,769,070.22	56,437,170.72
	35,247,021.61	26,761,901.80
	144,224,559.90	177,593,143.15
		17,938,729.86
		6,732,119.40
		509,576,724.13
	1,295,359,427.21	1,912,885,064.67
		100,000,000.00

	68,966,530.48	23,980,654.70
	1,671,234.81	2,731,614.96
	70,637,765.29	126,712,269.66
	1,365,997,192.50	2,039,597,334.33
	483,639,641.00	477,897,755.00
	987,622,730.00	907,618,858.64
	53,887,596.73	8,108,708.97

	6,805,808.30	3,872,414.97
	165,334,305.25	4,693,931.34

	320,000,000.00	458,000,000.00
	9,015,881.81	8,144,728.85
	13,666,682.95	2,894,386.55
		4,014,062.80
	573,242.94	757,566.03
	856,465,048.99	430,769,070.55
		509,576,724.13
	1,199,720,856.69	1,414,156,538.91
		100,000,000.00
	12,006,229.92	10,264,428.87
	12,006,229.92	110,264,428.87
	1,211,727,086.61	1,524,420,967.78

	12,855,484.44	29,887,297.36
	25,832,909.99	34,057,541.58
	7,530,963.27	-4,478,509.58
	41,514,286.41	29,142,127.96
“ ”	4,778,430.13	12,359,430.33
“ ”		
“ ”		
“ ”		
“ ”		
“ ”		
“ ”		
“ ”		
“ ”	-4,993,407.94	2,669,553.70
“ ”	-11,650.25	1,101,464.44
“ ”	155,415,594.24	68,238,259.84
	60,950.62	91,306.07
	483,904.68	46,970.81
“ ”	154,992,640.18	68,282,595.10
	13,120,685.74	9,749,412.21
“ ”	141,871,954.44	58,533,182.89
1. “ ”	141,871,954.44	58,533,182.89
2. “ ”		
1.	141,627,598.28	59,276,245.07
2.	244,356.16	-743,062.18
	97,752.89	9,393,157.19

	97,752.89	9,393,157.19
1.		
2.		
3.		
4.		
5.		
	97,752.89	9,393,157.19
1.		
2.		
3.		
4.		
5.		
6.		
7.		
8.	97,752.89	-235,417.61
9.		
	141,969,707.33	67,926,340.08
	141,725,351.17	68,669,402.26
	244,356.16	-743,062.18

	0.30	0.15
	0.00	0.00

4

	2019
--	------

	298,000.00	
“ ”	141,113,760.56	-18,328,062.57
“ ”	141,113,760.56	-18,328,062.57
“ ”	141,113,760.56	-18,328,062.57
“ ”		
		9,628,574.80
1.		
2.		
3.		
4.		
5.		
		9,628,574.80
1.		9,628,574.80
2.		
3.		
4.		
5.		
6.		
7.		
8.		
9.		

	206,429,565.58	158,628,825.83
	64,729,193.89	63,464,243.99
	265,422,411.80	196,486,046.24
	1,631,972,360.26	1,059,378,118.03
	-2,774,955.48	-117,997,982.92

	46,605,103.36	23,831,012.97
	1,311,272,805.30	365,197,143.25
	-577,633,124.95	-226,987,698.75
	683,008.30	-12,022.69
	-348,428,847.15	-159,719,718.73
	1,248,079,952.48	1,069,614,862.84
	899,651,105.33	909,895,144.11

6

	2019	2018
	23,520,793.17	7,975,271.74
	863,039,414.87	538,460,901.34
	886,560,208.04	546,436,173.08
		23,228,945.12
	22,512,850.91	27,611,064.14
	39,661.80	753,292.88
	596,337,107.78	617,324,292.11
	618,889,620.49	668,917,594.25
	267,670,587.55	-122,481,421.17
		651,600,000.00
	188,201,371.40	20,247,563.92
	11,520,000.00	
	500,000,000.00	1,210,000,000.00
	699,721,371.40	1,881,847,563.92
	2,178,027.25	3,136,343.82

4														
1														


	265,4			1,132,		-9,690,		48,695		561,29		1,998,		2,020,2	
	46,38			954,18		994.36		,781.9		4,229.		699,57		59,878.	
	0.00			1.74				9		19		8.56		300.04	60

	212,3			-212,3										
	89,35			89,355										
	5.00			.00										
1	212,3			-212,3										
	89,35			89,355										
	5.00			.00										



4													
5													

 .00



	50	1.0526%
	50	1.0526%
	50	1.0526%
	50	1.0526%
	50	1.0526%
	50	1.0526%
	50	1.0526%
	50	1.0526%
	40	0.8421%
	40	0.8421%
	40	0.8421%
	40	0.8421%
	40	0.8421%
	35	0.7368%
	30	0.6316%
	20	0.4211%
	20	0.4211%
	20	0.4211%
	20	0.4211%
	10	0.2105%
	4,750	100.0000%

[2010]1292

2010 10 8	(A)	1,600	1.00	43.33
2010 10 13		69,328.00	46,945,065.67	646,334,934.33
	“	[2010]124	”	
2011 4 21		6,350	10 2	()
	10 8	5,080.00	11,430	
2015 4 30		11,430	10	0.50 (
)	10 10	22,860		
2015 6 19			145	

2018 12 31 5,027,120
 2018 4 12 2017 12 31
 265,486,700 10 8 212,389,355.00
 477,897,755.00
 2016 4 29 914403007311028524

2.

3.

POS

4.

2019 8 27
 21

			%	%
			96 32	96 32
			100 00	100 00
			100 00	100 00
			100 00	100 00
Nexgo, Inc.			100 00	100 00
			100 00	100 00

1

“ _____ ”
15 _____ ’ _____

2

3

4

2

3

d)

3

4

7

1

1

2

3

2

1

3

4

5

8 —

8 —

8

9

1.

2.

“ ”

c.

d.

2

1

2

4.

5.

6.

1

2

3

4

5

6

7

8

--	--

1	1	

2

3

4

5

1

2

3

;

16

17

18

1

1

2

2

19

20

21

22

1

1

2

2

1

2

- 1.
- 2
- 3
- 4

1

22 —

2

1

2

5.

1

2

3

4

5

23

24

1

1

2

2

		40	5%	2.375%
		5	5%	19%
		5	5%	19%
POS		3	5%	31.67%
		5	5%	19%

3

25

1

3

3

4

27

28

29

30

1

1

2

a.

	50	
	5	

b.

2

1)

2 .

a.

b.

c.

d.

e.

32

1

1

2

	5
	3-5
	10
	5
	5

33

34

1

2

3

4

35

36

1

2

37

t

1
2
3
4
5
6

3

4

38

:V3= Ä

41 /

()

1

1

2

2

1

2

3

3

1

2

42

1

1

2

2

1

	332,465,986.93	332,465,986.93	
	25,219,758.12	25,219,758.12	
	20,941,772.99	20,941,772.99	
	738,461.24	738,461.24	
	268,418,278.53	268,418,278.53	
	462,884,719.30	462,884,719.30	
	2,510,785,301.71	2,510,785,301.71	
	50,000,000.00		50,000,000.00
	8,429,417.89	8,429,417.89	
		50,000,000.00	50,000,000.00
	405,312,497.19	405,312,497.19	

	1,094,841,722.26	1,094,841,722.26	
	27,856,006.85	27,856,006.85	
	20,881,806.86	20,881,806.86	
	12,087.63	12,087.63	
	1,649,615,278.66	1,649,615,278.66	
	4,160,400,580.37	4,160,400,580.37	
	809,000,000.00	809,000,000.00	
	86,222,852.24	86,222,852.24	
	227,687,142.13	227,687,142.13	
	19,606,130.50	19,606,130.50	
	56,437,170.72	56,437,170.72	
	26,761,901.80	26,761,901.80	
	177,593,143.15	177,593,143.15	
	17,938,729.86	17,938,729.86	
	6,732,119.40	6,732,119.40	
	509,576,724.13	509,576,724.13	

	1,912,885,064.67	1,912,885,064.67	
	100,000,000.00	100,000,000.00	
	23,980,654.70	23,980,654.70	
	2,731,614.96	2,731,614.96	
	126,712,269.66	126,712,269.66	
	2,039,597,334.33	2,039,597,334.33	
	477,897,755.00	477,897,755.00	
	907,618,858.64	907,618,858.64	
	8,108,708.97	8,108,708.97	
	-742,793.98	-742,793.98	
	54,522,847.29	54,522,847.29	
	667,961,389.07	667,961,389.07	
	2,099,149,347.05	2,099,149,347.05	
	21,653,898.99	21,653,898.99	
	2,120,803,246.04	2,120,803,246.04	
	4,160,400,580.37	2,120,803,246.04	

2017 22 — [2017]7 23
 — [2017]8 24 — [2017]9
 37 — [2017]14 “ ”
 2018 1 1
 2019 1 1 “ ” 2019 1 1
 1 “ ”
 2 “ ” “ ”
 3 2019
 2018

	2018 12 31	2019 01 01	
	397,475,695.04	397,475,695.04	
	27,773,815.42	27,773,815.42	
	3,872,414.97	3,872,414.97	
	4,693,931.34	4,693,931.34	

	4,014,062.80	4,014,062.80	
	757,566.03	757,566.03	
	430,769,070.55	430,769,070.55	
	509,576,724.13	509,576,724.13	
	1,414,156,538.91	1,414,156,538.91	
	100,000,000.00	100,000,000.00	
	10,264,428.87	10,264,428.87	
	110,264,428.87	110,264,428.87	
	1,524,420,967.78	1,524,420,967.78	
	477,897,755.00	477,897,755.00	
	918,458,422.02	918,458,422.02	
	8,108,708.97	8,108,708.97	
	54,522,847.29	54,522,847.29	



--	--	--

	15%
	12.5%
	15%
	15%
	15%
Nexgo, Inc.	
	25%
	15%
	25%
	25%
	25%
NEXGO DO BRASIL PARTICIPACOES LTDA	
Nexgo Technology DWC-LLC	0%
	0%
Nexgo Global Limited	16.5%
	25%
	25%
	12.5%
	0%
	25%
	25%
XGD Macau Limited	12%

2

1

2011 1 1

[2011]100

2019 15%
2017 11 13 GR201733003299
15%
2019 15%
2018 12 3 GR201843001254
, 15% 2019
15%
2017 10 31 GR201744204371 2019
15%
2017 10 31 GR201744202118 2019
15%
RQ-2016-E6006 2008 001 2012
27 2013 43 2019 68
2019
2008 408 2013 43 GR2f

1

	29,945.20	646,929.87
	872,664,979.07	1,216,285,900.88
	106,675,159.24	112,937,990.01
	979,370,083.51	1,329,870,820.76
	11,352,965.91	12,890,698.14

2

3

--	--	--

4

1

	27066c>12 19.62 ef331.81 1 Tf81.84 19.62 efBT/T 74.6 73 0 0 9 414.72 101 g	
	74,714,486.24	70,884,205.25
	2,333,798.26	99,759.83
	77,048,284.50	70,983,965.08

--	--	--

1 1	395,535,477.52
1 2	51,415,096.03
2 3	8,659,686.94
3	13,384,443.35
3 4	13,384,443.35
	468,994,703.84

2

	750.00
--	--------

--	--	--	--	--	--

4

单位名称	是否为关联方	账面余额	占总额比例
第一支	否	15,944,600.00	0.51%
第二支	否	1,122,400.00	0.04%
第三支	否	1,122,400.00	0.04%
第四支	否	1,122,400.00	0.04%
第五支	否	1,122,400.00	0.04%
第六支	否	1,122,400.00	0.04%
第七支	否	1,122,400.00	0.04%
第八支	否	1,122,400.00	0.04%
第九支	否	1,122,400.00	0.04%
第十支	否	1,122,400.00	0.04%
第十一支	否	1,122,400.00	0.04%
第十二支	否	1,122,400.00	0.04%
第十三支	否	1,122,400.00	0.04%
第十四支	否	1,122,400.00	0.04%
第十五支	否	1,122,400.00	0.04%
第十六支	否	1,122,400.00	0.04%
第十七支	否	1,122,400.00	0.04%
第十八支	否	1,122,400.00	0.04%
第十九支	否	1,122,400.00	0.04%
第二十支	否	1,122,400.00	0.04%
第二十一支	否	1,122,400.00	0.04%
第二十二支	否	1,122,400.00	0.04%
第二十三支	否	1,122,400.00	0.04%
第二十四支	否	1,122,400.00	0.04%
第二十五支	否	1,122,400.00	0.04%
第二十六支	否	1,122,400.00	0.04%
第二十七支	否	1,122,400.00	0.04%
第二十八支	否	1,122,400.00	0.04%
第二十九支	否	1,122,400.00	0.04%
第三十支	否	1,122,400.00	0.04%
第三十一支	否	1,122,400.00	0.04%
第三十二支	否	1,122,400.00	0.04%
第三十三支	否	1,122,400.00	0.04%
第三十四支	否	1,122,400.00	0.04%
第三十五支	否	1,122,400.00	0.04%
第三十六支	否	1,122,400.00	0.04%
第三十七支	否	1,122,400.00	0.04%
第三十八支	否	1,122,400.00	0.04%
第三十九支	否	1,122,400.00	0.04%
第四十支	否	1,122,400.00	0.04%
第四十一支	否	1,122,400.00	0.04%
第四十二支	否	1,122,400.00	0.04%
第四十三支	否	1,122,400.00	0.04%
第四十四支	否	1,122,400.00	0.04%
第四十五支	否	1,122,400.00	0.04%
第四十六支	否	1,122,400.00	0.04%
第四十七支	否	1,122,400.00	0.04%
第四十八支	否	1,122,400.00	0.04%
第四十九支	否	1,122,400.00	0.04%
第五十支	否	1,122,400.00	0.04%
第五十一支	否	1,122,400.00	0.04%
第五十二支	否	1,122,400.00	0.04%
第五十三支	否	1,122,400.00	0.04%
第五十四支	否	1,122,400.00	0.04%
第五十五支	否	1,122,400.00	0.04%
第五十六支	否	1,122,400.00	0.04%
第五十七支	否	1,122,400.00	0.04%
第五十八支	否	1,122,400.00	0.04%
第五十九支	否	1,122,400.00	0.04%
第六十支	否	1,122,400.00	0.04%
第六十一支	否	1,122,400.00	0.04%
第六十二支	否	1,122,400.00	0.04%
第六十三支	否	1,122,400.00	0.04%
第六十四支	否	1,122,400.00	0.04%
第六十五支	否	1,122,400.00	0.04%
第六十六支	否	1,122,400.00	0.04%
第六十七支	否	1,122,400.00	0.04%
第六十八支	否	1,122,400.00	0.04%
第六十九支	否	1,122,400.00	0.04%
第七十支	否	1,122,400.00	0.04%
第七十一支	否	1,122,400.00	0.04%
第七十二支	否	1,122,400.00	0.04%
第七十三支	否	1,122,400.00	0.04%
第七十四支	否	1,122,400.00	0.04%
第七十五支	否	1,122,400.00	0.04%
第七十六支	否	1,122,400.00	0.04%
第七十七支	否	1,122,400.00	0.04%
第七十八支	否	1,122,400.00	0.04%
第七十九支	否	1,122,400.00	0.04%
第八十支	否	1,122,400.00	0.04%
第八十一支	否	1,122,400.00	0.04%
第八十二支	否	1,122,400.00	0.04%
第八十三支	否	1,122,400.00	0.04%
第八十四支	否	1,122,400.00	0.04%
第八十五支	否	1,122,400.00	0.04%
第八十六支	否	1,122,400.00	0.04%
第八十七支	否	1,122,400.00	0.04%
第八十八支	否	1,122,400.00	0.04%
第八十九支	否	1,122,400.00	0.04%
第九十支	否	1,122,400.00	0.04%
第九十一支	否	1,122,400.00	0.04%
第九十二支	否	1,122,400.00	0.04%
第九十三支	否	1,122,400.00	0.04%
第九十四支	否	1,122,400.00	0.04%
第九十五支	否	1,122,400.00	0.04%
第九十六支	否	1,122,400.00	0.04%
第九十七支	否	1,122,400.00	0.04%
第九十八支	否	1,122,400.00	0.04%
第九十九支	否	1,122,400.00	0.04%
第一百支	否	1,122,400.00	0.04%

5

6

--	--	--	--

7

1

1	15,683,193.98	90.42%	24,718,565.51	98.02%

1	2	1,506,711.70	8.69%	485,432.56	1.92%
2	3	135,759.77	0.78%		
3		19,140.00	0.11%	15,760.05	0.06%
		17,344,805.45	--	25,219,758.12	--

1

2

序号	单位名称	是否为关联方	账面余额	占总额比例
1	湘潭市电线电缆有限公司	否	2,339,155.00	13.49%
2	湘潭市电线电缆有限公司	否	2,339,155.00	13.49%

8

	169,002.50	738,461.24
	23,166,616.36	20,203,311.75
	23,335,618.86	20,941,772.99

1

1

	169,002.50	738,461.24
	169,002.50	738,461.24

2

--	--	--	--	--

3

2

1

()		
-----	--	--

2

1

()				
-----	--	--	--	--

3

3

1

	4,886,842.37	3,701,364.84
	19,646,898.23	21,888,188.25

3		4,649,569.32
3	4	4,649,569.32

--	--	--	--	--

7

8

9

1

	50,423,467.91	4,635,216.18	45,788,251.73	57,522,448.01	4,639,559.44	52,882,888.57
	10,461,525.63	0.00	10,461,525.63	6,492,852.81	0.00	6,492,852.81
	6,065,604.92	0.00	6,065,604.92	2,786,019.17	0.00	2,786,019.17
	56,077,087.31	6,158,365.04	49,918,722.27	71,664,187.68	6,158,365.04	65,505,822.64
	59,064,296.38	3,033,231.76	56,031,064.62	45,428,637.96	4,083,649.93	41,344,988.03
	127,625,985.62	0.00	127,625,985.62	99,405,707.31	0.00	99,405,707.31
	309,717,967.77	13,826,812.98	295,891,154.79	283,299,852.94	14,881,574.41	268,418,278.53

4 —

1 —

5 —

2

	4,639,559.44			4,343.26		4,635,216.18
	0.00					0.00
	0.00					

	6,158,365.04					6,158,365.04
	4,083,649.93			1,050,418.17		3,033,231.76
	0.00					
	14,881,574.41			1,054,761.43		13,826,812.98

3

4

--	--	--	--	--	--	--

10

--	--	--	--	--	--	--

				/		
--	--	--	--	---	--	--

11

--	--	--	--	--	--	--

12

--	--	--	--	--	--	--

	570,602.30	1,206,047.64
	68,146,409.05	45,528,596.06

		1,660,056.39
	90,000,000.00	



--	--

15

--	--	--	--	--	--	--	--	--


	12	()	()	

2019 1 1	—	—	—	—
----------	---	---	---	---

2

3

17



“ ”

2019 1 1

1

”

“

“

”

2

“

”

“

”

3

2018

2019

1

				POS		
1.	387,894,185.80					

3.				5,915.54	7,981.24	13,896.78
1				5,915.54	7,981.24	13,896.78
4.		119,885.58		2,720,139.37	88,626.54	2,928,651.49
1.	359,652,082.66	668,385.67	552,979.38	51,062,127.74	17,900,758.20	429,836,333.65
2.	364,460,866.86	550,359.19	595,376.90	21,070,956.20	18,634,938.04	405,312,497.19

2

--	--	--	--	--	--

3

--	--	--	--	--

4

--	--

5

--	--	--

6

	0.00	0.00

22

--	--	--

1

24

25

--	--	--	--

26

1

1.	20,564,938.80	44,943,157.89		34,530,930.17	30,557.36	100,069,584.22
2.				1,412,915.81		1,412,915.81
1				1,412,915.81		1,412,915.81
2						
3						
3.				5,942.99		5,942.99
1				5,942.99		5,942.99
4.	20,564,938.80	44,943,157.89		35,937,902.99	30,557.36	101,476,557.04
1.	2,878,231.08	34,955,789.47		19,930,056.84	23,766.85	57,787,844.24
2.	205,659.36	5,028,149.56		3,254,213.42		8,488,022.34
1	205,659.36	5,028,149.56		3,254,213.42		8,488,022.34
3.						
1						
4.	3,083,890.44	39,983,939.03		23,184,270.26	23,766.85	66,275,866.58

1.						
2.						
1						
3.						
1						
4.						
1.	17,481,048.36	4,959,218.86		12,753,632.73	6,790.51	35,200,690.46
2.	17,686,707.72	9,987,368.42		14,600,873.33	6,790.51	42,281,739.98

0.00%

2

--	--	--

27

--	--	--	--	--

28

1

	139,753,563.89			139,753,563.89
Nexgo, Inc.	36,293,613.94			36,293,613.94
	433,158,998.49			433,158,998.49

	498,999,154.30					498,999,154.30
	1,600,063.91					1,600,063.91
	1,109,805,394.53					1,109,805,394.53

2

	11,356,561.90					11,356,561.90
Nexgo,Inc	3,607,110.37					3,607,110.37
	14,963,672.27					14,963,672.27

29

	25,781,826.05	80,197.56	2,412,189.32		



5

--	--	--	--

31

	0.00	12,087.63
		12,087.63

32

1

	820,000,000.00	809,000,000.00
	820,000,000.00	809,000,000.00

2

--	--	--	--

33

--	--	--

7,170.72	158,450,039.72	201,118,140.22	13,769,070.22

3,739.02	142,374,314.42	184,726,146.67	13,016,906.77
	2,634,697.52	2,580,697.52	54,000.00
3,971.55	3,637,158.78	3,806,248.92	149,881.41
3,253.69	3,280,307.70	3,426,813.90	131,747.49
3,062.81	90,832.29	96,181.09	3,714.01
1,655.05	266,018.79	283,253.93	14,419.91
2,400.00	2,555,787.12	2,577,461.12	90,726.00
3,671.20	671,173.74	574,975.86	246,869.08
3,781.77	151,873,131.58	194,265,530.09	13,558,383.26

4,701.77	5,720,910.11	5,942,856.06	162,755.82
3,937.18	182,258.52	189,981.56	6,214.14
3,638.95	5,903,168.63	6,132,837.62	168,969.96

	20,645,799.45		15,879,856.15

	1,098,647.99	1,200,565.60
	35,247,021.61	26,761,901.80

41

		17,938,729.86
		6,732,119.40
	144,224,559.90	152,922,293.89
	144,224,559.90	177,593,143.15

1

		16,177,777.89
		1,760,951.97
		17,938,729.86

--	--	--

2

		6,732,119.40
		6,732,119.40

1

3

1

--	--	--

	2,880,998.33	2,334,375.50
	7,005,383.14	5,347,783.12
	118,177,896.81	61,031,464.73

45

1

		100,000,000.00
		100,000,000.00

46

1

--	--	--

2

3

4

47

--	--	--

48

--	--	--

1

--	--	--

2

--	--	--	--	--	--

49

1

--	--	--

2

--	--	--

--	--	--

--	--	--

50

--	--	--	--


51

	20,509,724.80	19,089,319.04	18,776,809.49	20,822,234.35	
	263,501.10	2,129,473.00	335,963.75	2,057,010.35	
	3,207,428.80	52,683,911.50	9,804,054.52	46,087,285.78	POS
	23,980,654.70	73,902,703.54	28,916,827.76	68,966,530.48	--

--	--	--	--	--

4,129,759.80

24,395.60		
59,880.00		



	54,522,847.29			54,522,847.29
	54,522,847.29			54,522,847.29

60

4

	667,961,389.07	561,294,229.19
	141,627,598.28	59,276,245.07
		39,822,926.70
	809,588,987.35	580,747,547.56

- 1) 0.00
- 2) 0.00
- 3) 0.00
- 4) 0.00
- 5)

	148,556.26	148,566.26
	437,820.17	526,754.43
	71,955.97	64,003.06
	7,415,376.90	5,880,088.83

63

	27,359,498.21	24,514,833.53
	642,976.24	242,340.64
	3,135,497.05	
	4,050,542.48	4,141,758.69
	7,769,260.70	3,073,967.43
		11,145,173.00
		3,213,696.38
		1,527,993.66
		1,693,361.50
		53,276,154.21

64

		36,907,991.02
		4,554,428.83

		11,605,481.73
	4,778,430.13	12,359,430.33

69

--	--	--

70

--	--	--

71

--	--	--

72

Qò1 ,...iE&^ ^•-.õ€"•\$ fa-.û ù "8cH€021

74



3

	565,500.00	3,000,000.00
	590,000,100.00	1,230,000,000.00
	590,565,600.00	1,233,000,000.00

4

	364,980,818.84	1,340,000,000.00
	364,980,818.84	1,340,000,000.00

5

	34,155,431.28	47,444,185.62
	34,155,431.28	47,444,185.62

6

	567,058.04	21,431,012.97
	250,000	2,400,000.00
	45,788,045.32	
	46,605,103.36	23,831,012.97

79

1

1	--	--
	141,871,954.44	58,533,182.89
	4,993,407.94	-2,669,553.70
	13,188,556.24	10,894,111.53
	8,488,022.34	7,235,817.78
	3,004,329.28	3,035,727.17
“ ”	11,650.25	-1,101,464.44
“ ”	26,053,837.38	34,796,641.04
“ ”	-4,778,430.13	-12,359,430.33
“ ”	-644,809.99	2,061,794.11
“ ”	-1,060,380.15	-1,605,293.46
“ ”	-91,199,834.73	25,737,025.34
“ ”	-54,360,134.12	1,079,782,678.47
“ ”	-54,106,665.45	-1,331,125,793.73
	5,763,541.22	8,786,574.41
	-2,774,955.48	-117,997,982.92
2	--	--
3	--	--
	899,651,105.33	909,895,144.11
	1,248,079,952.48	1,069,614,862.84
	-348,428,847.15	-159,719,718.73

2

3

4

	899,651,105.33	1,248,079,952.48
	29,945.20	646,929.87
	871,712,705.99	1,216,285,900.88
	27,908,454.14	31,147,121.73
	899,651,105.33	1,248,079,952.48

80

“ ”

81

	79,718,978.18	
	79,718,978.18	--

82

1

		--	--

	5,145,308.51	6.87	35,336,688.39
	--	--	

2

83

84

1

--	--	--	--

2

85

1

1

--	--	--	--	--	--	--	--	--

2

--	--

3

4

5

6 6)

--	--

3

3

4

5

6

1

1

				96.32%		
				100.00%		

			POS		100.00%	
						100.00%
Nexgo,Inc.			POS		100.00%	
					100.00%	
					100.00%	
						60.00%
						100.00%
						100.00%
NEXGO DO BRASIL PARTICIPACOE S LTDA			POS			100.00%
NexgoTechnolog yDWC-LLC						100.00%
						100.00%

4

5

2

1

2

--	--

3

1

20%

20%

2

	/	/

3

	/	/

4

	/	/
	--	--
	--	--
	--	--
	--	--

5

6

1

	--	--	--	--
	--	--	--	--

2

3

4

5

6

7

8

9

1

--	--	--	--	--	--

2

3

--	--

4

	5%

5

1

/

--	--	--	--	--	--

/

--	--	--	--

2

/

/

/

/	/	/	/	/	/	/
---	---	---	---	---	---	---

/

/

/	/	/	/	/	/	/
---	---	---	---	---	---	---

/

3

--	--	--	--

		252,782.75	506,628.60
		93,189.36	0.00
		415,461.56	0.00

4

--	--	--	--	--

--	--	--	--	--

5

6



7

õ



2017	2016	2017	2017
2019 2 22	6		
2017	2016	,	
312,288	2017		7,507,843
2019 3 4			
2019 064			4 2
		M 0g Á pyÁŽ ‡ p	o33GGÍ Ä
			} €Öp

”

383 00

2018 8 24

2,215,638.00 , 2,559,100.00

2,559,100.00

2019 6 30

2

3

1

--	--	--	--

2

3

4

1

1

--	--	--	--

2

--	--	--

2

3

1

2

4

5



6

1

2



3

4

7

2019 5 30 72% 72%

5% “ ” “ ”

“ ” 31% 20% 21%

72% 28%

8,000 100% 72% 5,760

2019 069 72%

2019 6 26 1,152

72%

2019-098

2019 5 30

3 3

2019

2019 5 31
2019-070

8

2019 2 27

1		15.00 /	19.00 /	333.3333
-666.6666	263.1578	-526.3157		
2				
3				
4				

2019 2 28

2019-014

1		3,526,268	0.73%	17.17 /
	10.91 /	53,898,404.60		13,365.72
2		3,526,268	0.73%	
17.17 /	10.91 /	53,898,404.60		
13,365.72				

2019 8 5

2019-106

2015
2019 2 22

2015

	3		2015	
2015		2015		
287,990		2015		4,348,640
2019 3 4				
2019-020			287,990	2018 3 4

2019 4 24

2015

	2018		"	" 2 "
	2015	2018	2015	30% 2018
6% "				
2018		9,853.97		192,321.15
5.12%		6%		2015

2015

2015

2015

4,348,640

2019 5 23

2015

2019-064

2015

4,348,640

2019 5 23

2015

2017

M i
M

M

20

Á

/



1	2	5,361,365.60
2	3	1,905,937.36
3		5,237,772.75
3	4	5,237,772.75
		17,625,142.78

2

	5,963,149.98	1,743,863.38		239,747.39	7,467,265.97
	5,963,149.98	1,743,863.38		239,747.39	7,467,265.97

3

--	--

--	--	--	--	--	--

4

单位名称	期末余额	占应收账款期末余额的比例(%)
第一名	5,397,606.68	30.62%
第二名	5,194,005.50	29.47%
第三名	1,564,931.05	8.88%
第四名	711,882.86	4.04%
第五名	528,696.56	3.00%
1	17,625,142.78	100.00%

5

12/11/2019 10:57:25 AM

2514416606

2

1

1

--

3

1

		512,359.52
	2,678,974.14	2,212,752.94
	119,074.96	159,885.76
	163,397,735.95	3,007,592.00

	1,198,658.88		337,179.08	861,479.80
	1,198,658.88		337,179.08	861,479.80

--	--	--	--	--

4

--	--

--	--	--	--	--	--

5

		149,309,176.29	1	89.84%	
		14,000,000.00	1	8.42%	
		595,737.60	1 2	0.36%	119,147.52
		411,706.57	1 2	0.25%	82,341.31
		400,000.00	1	0.24%	20,000.00
	--	164,716,620.46	--	99.11%	221,488.83

6

--	--	--	--	--

7

8

3

	2,542,733,683.31	24,989,932.23	2,517,743,751.08	2,545,920,513.11	24,989,932.23	2,520,930,580.88
	2,542,733,683.31	24,989,932.23	2,517,743,751.08	2,545,920,513.11	24,989,932.23	2,520,930,580.88

1

	50,000,000.00					50,000,000.00	
	4,000,000.00	6,000,000.00				10,000,000.00	
	2,520,930,580. 88	16,264,454.36	19,451,284.16			2,517,743,751. 08	24,989,932.23

2

	()									()	

3

4

	2,955,662.96	2,363,547.61	24,111,934.78	18,919,248.80
	412,192.94	145,654.17	2,720,919.39	1,813,154.86
	3,367,855.90	2,509,201.78	26,832,854.17	20,732,403.66

5

	185,000,000.00	
		24,315,465.37
	3,201,371.40	
		11,247,563.92

	188,201,371.40	35,563,029.29
--	----------------	---------------

6

1

	-11,650.25	
	18,777,309.49	
	4,778,430.13	
	-406,400.51	
	1,792,044.76	
	13,453.26	
	21,332,190.84	--

1 —

1 —

2

		/	/
	6.34%	0.30	0.30
	5.38%	0.250	0.250

3

1

2

3

4

2020