



**2017**

**2018-041**

**2018 03**









..... 9

..... 13

..... 16

..... /~~FOUO~~ 1.0.0.1.538.14.468.164.3700001 /~~FOUO~~ 1.08 0 (B1) /~~FOUO~~ 1.01 0 0 1 538.14 45

..... 72

..... 81

..... /~~FOUO~~ 1.0.0.1.538.14.468.6419.0000000 /~~FOUO~~ 1.08 0 (B1) /~~FOUO~~ 1.01 0 0 81 0 0



---


---

			300130
			Nexgo Inc.
			Nexgo
			17A
			518040
			17A
			518040
			www.nexgo.com.cn
			xgd-zqb@nexgo.com.cn





---

	802,801.37			



---

	100%
	63.74%
	57.48%
	100%
	42.03%
	33.79%
	42,577.72%

**2**



2017

POS

POS

	POS	POS	POS	POS	POS	MPOS
--	-----	-----	-----	-----	-----	------

2017	123,691.35		9.80%			
1.97%		9.31%		19.09%		44.82
9,345.49	30.81%		7,193.17		50.15%	


1

2017

POS Ä + yÿiÜ@11CE29E0 843A7TF46320D6A1B04FD27 /660D2A2D44B

3  
2017





			8,862,133	3,567,651	148.40%
			8,957,632	3,555,310	151.95%
			319,635	224,136	42.61%
			388,731	337,141	15.30%
			418,159	360,877	15.87%
			73,992	44,564	66.04%

30%

1.

30%

1.



1		57,424,590.84	8.56%
2		56,745,474.68	8.46%
3		30,080,081.47	4.49%
4		27,817,049.63	4.15%
5		23,499,550.58	3.50%
	--	195,566,747.20	29.16%

**3**

	2017	2016		
--	------	------	--	--







---


2010		64,633.49	3,364.66	68,238.99	0	0	0.00%	0		











31

2010 6

2010 2

2

2015 1

2015

4.		25,684.61	3,364.66	24,874.69	96.85%	2016 06 30	453.3		
	--	40,990.61	3,364.66	42,876.51	--	--	723.43	--	--

	2,360
4 2017	



											12	31		
														2017-13
														2

10%

			10,000,000	188,918,536. 16	87,267,338.5 7	82,886,153.5 0	77,025,032.5 3	77,025,032.5 3
			31,332,600	142,413,334. 24	109,671,533. 81	114,078,557. 36	26,651,077.1 9	23,462,874.5 4
			5,000,000	97,967,959.6 7	83,545,029.0 6	92,535,050.4 3	53,912,476.7 0	46,433,922.9 4

			30%	47.44

1

1

2015

2016

CIPS

2015 7 31  
176

CIPS

CIPS

CIPS 19

2 2017

2		2017				2,592.60	POS	3,118.86
ATM	96.06		525.40	665.36	3.64		POS	225.56
	26.04%	ATM	6.95	3.06%				
	2017	POS		214				POS
							POS	
POS		POS		POS			POS	
				NFC			POS	
3		2017		1494.31		761.65		29.41%
2.67%	4.09	2.09		96.41		67.92		7.95% 11.99%
	173.17	65.07		3.78% 0.65%		586.27	68.67	
52.96%	21.54%	638.46		559.99		31.17%	3.20%	48.71%
	0.24			48.5654%				

7 2017 248 65

3  
1 POS  
12.2% 2020 7,260 2017 2018-2020  
20% 30.9% 2018  
2020  
POS POS POS POS POS APP  
POS POS POS POS POS  
POS POS POS + +  
+ POS POS POS POS  
POS POS POS POS  
2 2017 296 2018 4 1

±

|







4  
2018  
  
2018  
1  
2018

2  
2017

2018

2018

3

2018

3

4

2017

**1**

2017 05 19			2017 5 19
2017 11 28			2017 11 28



							40	
	2017	12	31				265,486,700	
10		1.5		3,982.3005	2017	12	31	265,486,700
			10	8				212,389,360
		"						"

3

1.2015	4	30	2014	2014	114,300,000
		10	0.5	2014 12 31	114,300,000
		10	10	114,300,000	228,600,000
2.2016	5	11	2015	2015	231,021,360
		10	0.5	2015	
3.2017	5	9	2016	2016	235,481,280
		10	0.60	1,412.88768	2016

2017	39,823,005.00	71,933,856.89	55.36%	0.00	0.00%
2016	14,128,876.80	139,021,692.71	10.16%	0.00	0.00%
2015	11,551,068.00	85,495,853.97	13.51%	0.00	0.00%

1

				2010 09 30	2010 9 30 9999 12 31


			5%			
			1			
			2			
			3			

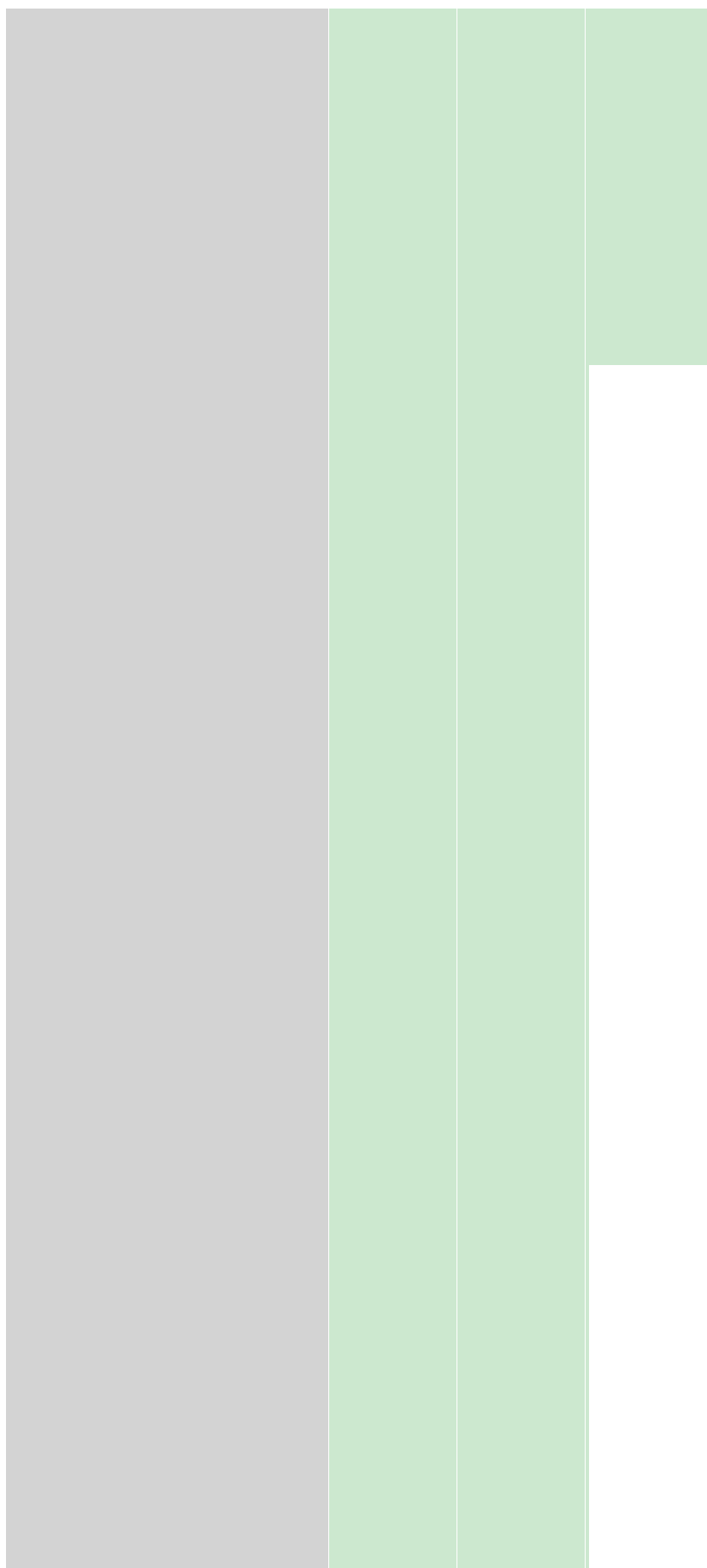
	;		( )	2010 09 30	2010 9 30 9999 12 31	
	;		5%	2010 09 30	2010 9 30 9999 12 31	
	;			2010 09 30	2010 9 30 9999 12 31	



				27	12 31	
	;					
	;					
	;					

			2016			
--	--	--	------	--	--	--







" 5.3 5.3.2"

÷

×

"

2

2016 5 9

2016 5 25 2016

100%

2016

50,000

100%

201650, 201

|

|

			2017 01 9504				
--	--	--	--------------------	--	--	--	--

1±£d±= Š" DJz S &A¶1,,`EMXJF@ì DÉ1p

¥=F2+X

---


---






5

1

1


2

3

2

1

[Redacted]								
[Redacted]	[Redacted]	[Redacted]	[Redacted]	[Redacted]	[Redacted]	[Redacted]	[Redacted]	[Redacted]



	2017 04 18	220,000	2017 12 14	2,000		2017 12 14	2018 12 14		
	2017 04 18	220,000	2017 12 29	8,000		2017 12 29	2018 12 28		

E	70%	0
	50% F	0
	D+E+F	0

2


3.10%24.6324


3

1

		2,000	0	0
		2,000	2,000	0
		4,000	2,000	0









---

	4,000	--	--	--	--	--	--	60.42	24.63	--	0	--	--	--
--	-------	----	----	----	----	----	----	-------	-------	----	---	----	----	----

---

" "

" "



**1**

	81,512,296	34.62%	25,666,000	0	0	-2,745,750	22,920,250	104,432,546	39.34%
1	0	0.00%	0	0	0	0	0	0	0.00%
2	0	0.00%	0	0	0	0	0	0	0.00%
3	81,512,296	34.62%	25,666,000	0	0	-2,745,750	22,920,250	104,432,546	39.34%
	0	0.00%	0	0	0	0	0	0	0.00%

25,000,000

2017 10 20

2017 10 27

30,005,420

" "

2017

0.29

2018 2 28

265,501,200

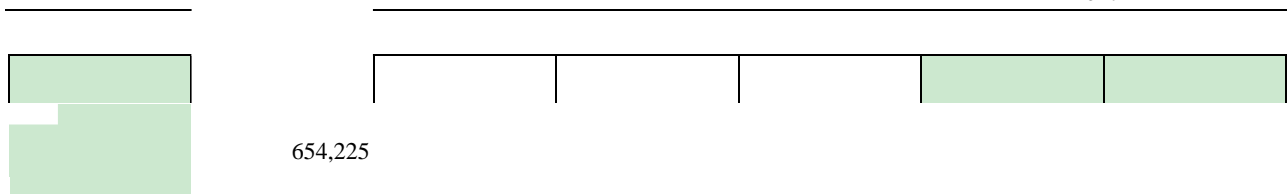
0.2709

0.31

21.82%

2

	57,480,000	0				





881836 378.42 0 Td [136.5>-018.21

" ( r " "

---


---

		3.20%	8,497,000		0	
--	--	-------	-----------	--	---	--

---

		2,172,900		2,172,900
10				
10	10			



4      **10%**

5





				05 10	05 15					
				2008	2020					
			49	04 23	05 15	872,300	0	38,900	192,000	1,025,400
				2017	2020					
			33	05 15						

---

			2017 05 09	



---

			51		23.21	
			47		59.68	
			55		62.58	
			49		47.6	

---

		120,000	120,000	7.476	23.86	0	0	0	0	0
--	--	---------	---------	-------	-------	---	---	---	---	---



" " " " "

**3**

2017

232

206

/

2>-6<41DD>]TJ31.933FB62D58143494202941DD2CB43A6D.5

1

2

3

8

3

4

3

2

**1**

2016		46.05%	2017 05 09	2017 05 09	2016 2017-061
2017		45.34%	2017 05 24	2017 05 24	2017

2

3

1

M5		KPI	2017 KPI	70%
		360		30%

2017 12 25 -28  
 360 2017 12 27  
 360 2017 12 27 -2018 1 2  
 KPI 2018 1 19-20  
 2018 1 23 -24  
 2018 1 25



---

2017 12 31	
	2018 03 20









3

79.05%

2,000

170,171  
1,600

96,403.22

2017 5 27

2016 4 15

2017

AA+  
2017 10 26

AA-  
AA+ AAA

2017 11 3

2016

AA+ AAA  
AA+ AAA

AAA

AA

AA

AAA

4

	2018 03 20
	[2018]003254

[2018]003254

2017 12 31

( )

2017

2017 12 31

2017

1.

2.

3.

4.

1.

8                    2017 12 31

261,786,122.30

9,342,593.30

2.

1

2

3

4

2017

5

6

2017 12 31

1.

9

12

2017 11 13

25%

5

, 2017 12 31

2.

1

2

3

4

5

1.

15

2017 12 31

603,758,411.05

2.

1

2

3

4

5

6

7

8

9

10                      2017 12 31

1.

36

2

3

4

5

6

7





( )

•


1

2017 12 31

	1,120,243,314.79	576,199,962.02

---

	60,493,617.42	13,739,046.00
	424,972,668.13	276,804,932.95
	12,336,612.33	7,601,070.22






---

	21,757,320.76	21,780,287.15
	4,854,817.31	

---

		4,681,069.00
	49,459,435.51	110,402,681.80
	2,240,171.96	998,430.00



---

	21,829,991.12	224,132,402.38
	5,575,750.96	9,751,509.25

	1,131,649,287.87	666,371,268.52
	-9,628,574.80	282,596.85
	48,695,781.99	25,650,332.28
	355,807,341.28	162,527,002.30
	1,791,970,216.34	1,090,265,279.95
	3,491,611,347.23	2,794,951,426.77

## 3

	1,236,913,539.17	1,126,545,907.37
	1,236,913,539.17	1,126,545,907.37
	1,205,706,372.58	1,113,668,738.40
	758,368,608.25	636,671,852.53

	-685,771.41	15,762,405.16
-		
-	777,584.50	
	62,543,851.26	
	94,976,826.62	59,028,129.29
	346,674.93	76,959,573.09
	1,868,646.44	927,071.46
	93,454,855.11	135,060,630.92
	21,523,195.28	-9,247,344.22
	71,931,659.83	144,307,975.14
	73,772,314.73	144,307,975.14
	71,933,856.89	139,021,692.71
	-2,197.06	5,286,282.43

4.		
5.	339,927.68	-314,609.82
6.		
	62,360,415.86	144,275,962.17
	62,362,612.92	138,989,679.74
	-2,197.06	5,286,282.43
	0.29	0.60
	0.29	0.60
	0.00	0.00



---

**5**


---

	24,193,626.58

---

	538,633,929.22	388,823,193.17
	1,069,614,862.84	538,633,929.22

**6**


|

	235,434,080.00				667,676,162.93		-119,750.39		25,650,332.28		526,534,530.51	21,145,473.69	1,476,320,829.02
	30,012,300.00				465,278,018.81		-9,571,243.97		23,045,449.71		34,759,698.68	414,826.35	543,939,049.58
							-9,571,243.97				71,933,856.89	-2,197.06	62,360,415.86
	30,012,300.00				465,278,018.81							417,023.41	495,707,342.22
1	30,012,300.00				476,039,955.86							400,000.00	506,452,255.86
2													
3													



3



---

	235,434,			666,371,2	282,596.8	25,650,33	162,527	1,090,265
	080.00			68.52	5	2.28	,002.30	,279.95

---

3											
4											
1											



---

			(2004)	159	
2007	12	13		2,500.00	
			4,000.00		86.00%
	14.00%	2007	Đ(p		

2009 6 22 ( ) 2.105%

2009 6 22

2009 7 15 (

120 ( 2009 8 10

(2009 12 )

2009 8 26

2009 T-10801

2.5263%

2009 9 27

120 900.00 484.02

20 10 50

20 2009 9 30

2009 9 30

	( )	
	2,115	44.5263%
	705	14.8421%
	705	14.8421%
	160	

	30	0.6316%
	20	0.4211%
	20	0.4211%
	20	0.4211%
	20	0.4211%
	10	0.2105%
	4,750	100.0000%

## [2010]1292

2010 10 8 (A ) 1,600  
 1.00 43.33 2010 10 13 69,328.00  
 46,945,065.67 646,334,934.33

## [2010]124

2011 4 21 6,350 10 2  
 ( ) 10 8 5,080.00  
 11,430  
 2015 4 30 11,430 10  
 0.50 ( ) 10 10 22,860  
 2015 6 19 145  
 2,421,360  
 231,021,360  
 2016 4 18 141  
 2016 12 31 4,459,920  
 235,481,280

## [2017]1146

9 29 2,500.00 1.00 18.22 2017 9 29  
 45,550.00 10,880,000.00 444,620,000.00

4.

(POS)

(POS)

5.

6.

2018 3 20

12

			%	%
			100.00	100.00
			96.32	96.32
			100.00	100.00
			100.00	100.00
			100.00	100.00
ExaDigm,Inc			100.00	100.00

15

2014

**2**

12

15

2014

**1**

**2**

1 1 12 31

**3**

1 1 12 31

**4**

**5**

1.

1)

- 2)
- 3)
- 4)

(1)

(2)

1

2

A.

B.

C.

D.

(3)

(4)

**7**

1.

**9**

1.

2.

**10**

1.

2.

(1)

1

2

3

1

2

3

4





2

7.

1

2

**11****1**

	100

**2**




4

5

1

2

3

**13**

**1.**

1

2

**2.**

**14**

1.

1

2

2.

1

2

4

5

22

4.

1

2

3

4

1

22

2

1

2

5.



**18**

1.

1

2

3

2.

3.

3

4.

**19**

**20**

2

1

	50	
	5	

2

**2**

1

2

1

2

3

4

5

22

23

1

1

2

	5
	3-5
	10
	5
	5

24

1

2

**3**

**4**

**25**

1.

2.

**26**

1.

2.

3

4

5

6

1

2

3.

4.

**27**

**28**

1.

2.

1

2

3.

- 1
- 2
- 3
- 4

- 1
- 2

**29**

**1**

1.

1

2.

**2**

1.

1

2.

**30**

/

( )

1.

1

2

2.

1

2

3

**31**

**1**

1

2

2

1







3

4

1

	56,154,792.20	9,739,046.00
	4,338,825.22	4,000,000.00
	60,493,617.42	13,739,046.00

**2**

5

1

	11,768,6 54.42	2.52%	5,884,32 7.21	50.00%	5,884,327 .21					
	456,076, 763.01	97.48%	36,988,4 22.09	8.11%	419,088,3 40.92	306,253 ,853.59	100.00%	29,448,92 0.64	9.62%	276,804,93 2.95
	467,845, 417.43	100.00%	42,872,7 49.30	9.16%	424,972,6 68.13	306,253 ,853.59	100.00%	29,448,92 0.64	9.62%	276,804,93 2.95

2

17,516,479.16

0.00

--	--	--

3

	4,092,650.50
	65,060.00
	7,900.00
	900.00
	466,400.00
	364,560.50
	413,000.00
	2,774,830.00

		2,774,830.00			
	--	2,774,830.00	--	--	--

4

		(%)	
	81,787,553.36	17.48	4,089,377.67
	59,865,261.25	12.80	4,202,625.36
	24,530,536.53	5.24	1,226,526.83
	23,444,000.00	5.01	1,172,200.00

---

21,950,451.78

4.69

1,097,522.59



**9**

**1**

9,755,919.73



--	--	--

**3**

Auf • ... }7s



2

--	--	--	--	--	--	--	--	--	--

	871,087.20
4,285,677.37	19,098,353.98
4,284,095.98	145,614.24
20,000,000.00	
28,569,773.35	20,115,055.42

50,000,000.00	50,240,000.00		50,240,000.00
50,000,000.00	50,240,000.00		50,240,000.00
50,000,000.00	50,240,000.00		50,240,000.00

--	--	--

A


4




5



15

1



2



3

16

1



17



2


3

--	--	--

19

1

				POS		
1.	388,804,536.60	2,647,527.18	6,725,486.28	6,359,187.81	28,718,266.14	433,255,004.01
2.						





22



23

1

2


---

24

25

1

5



4.	20,564,938.80	44,943,157.89		31,114,773.16	30,557.36	96,653,427.21
1.	2,055,593.64	14,981,052.63		7,740,180.55	10,185.79	24,787,012.61
2.	411,318.72	9,987,368.42		5,962,783.61	6,790.53	16,368,261.28
1	411,318.72	9,987,368.42		5,962,783.61	6,790.53	16,368,261.28
3.						
1						
4.	2,466,912.36	24,968,421.05		13,702,964.16	16,976.32	41,155,273.89
1.						
2.						
1						
3.						
1						
4.						
1.	18,098,026.44	19,974,736.84				

26

--	--	--	--	--	--

27

1

	139,753,563.89				139,753,563.89
ExaDigm, Inc	36,293,613.94				36,293,613.94
	433,158,998.49				433,158,998.49
	609,206,176.32				609,206,176.32

2

	0.00	1,840,654.90			1,840,654.90
ExaDigm, Inc	0.00	3,607,110.37			3,607,110.37

5

5

2017 12 31

= / (1- )

ExaDigm, Inc 3,607,110.37  
1,840,654.90

28



	151,182,200.76	22,582,058.09	141,706,134.80	34,108,402.04
--	----------------	---------------	----------------	---------------

2

	32,365,448.70	4,854,817.31	46,549,075.06	6,982,456.05
	32,365,448.70	4,854,817.31	46,549,075.06	6,982,456.05

3

		22,582,058.09		34,108,402.04
		4,854,817.31		6,982,456.05

4

		8,950,665.15	41,832,650.64
			20,708,494.05
		16,778,628.13	20,464,737.30
		25,729,293.28	83,005,881.99

5

--	--	--	--

POS

30

	351,460,199.90	0.00
	279,031.00	824,850.00
	287,930.71	0.00
	352,027,161.61	824,850.00

---

			0453551-002	0453551-003
		2017 12 14		
0453893		15,000.00	2017 12 31	
2017 12 14				2017
0000079		9,000.00		
		2017		0000079
2017	2017 12 14			
	0000079-1		6,000.00	2017 12 31
2017 6 22				
	2017	0007		20,000.00
		2017	0003	
			2017	0003
\$! I _ ÑJ@	2017 7 6	2017	0010	'ç Â ñw' '2Ë@ 0,5RQÖ•E çw08

2017 0017320586-02 4,000.00  
 2017 12 14 2017  
 0017320586-02 2017 12 31 4,000.00  
 38,932,183.30

2

0.00

--	--	--	--	--

32

--	--	--

33

34

	79,198,336.67	1,325,908.33
	50,113,254.98	105,363,953.99
	129,311,591.65	106,689,862.32

0.00

35

1

	270,051,722.55	118,751,202.94
	2,747,533.18	15,300,953.24
	272,799,255.73	134,052,156.18

**2**      **1**

--	--	--

**5**      **5**

**138,747,099.55**

**103.50%**

**2017**

**36**

**1**

	16,580,197.35	24,370,796.68
	431,468.39	152,715.90
		1,800.00
	17,011,665.74	24,525,312.58

**2**      **1**

--	--	--

**3**

--	--

**T**

37

1

	34,343,849.66	219,405,172.76	236,531,913.40	17,217,109.02
-	165,000.00	9,674,629.11	9,427,294.11	412,335.00
	34,508,849.66	229,079,801.87	245,959,207.51	17,629,444.02

2

○ [%oNí ○ [%

--	--	--

	15,784,783.49	5,625,004.03
	7,847,056.26	9,423,739.14
	895,278.30	2,358,944.01
	1,086,379.15	361,638.58
	776,044.26	258,972.73
	1,785,651.01	1,139,048.77
	28,175,192.47	19,167,347.26

39

--	--



45

1

		160,000,000.00	
		50,000,000.00	70,000,000.00
		210,000,000.00	70,000,000.00

2016 1 2016 3 6,000.00  
 4,000.00 3 10% 2017 2,000.00 2018  
 2,000.00  
 2017 12 20,000.00 3  
 4,000.00 6,000.00  
 10,000.00 2017  
 2018 4,000.00

46

1

		398,330,615.41	397,154,334.33
		398,330,615.41	397,154,334.33

2

16	400,000,000.00	2016 4 3	3																
112379		15																	
	--	--																	

---

3

4


47

1

--	--	--

48

1

--	--	--

2

--	--	--

--	--	--

--	--	--

49

--	--	--	--	--	--

50

--	--	--

---

S-POS	825,000.00		300,000.00		525,000.00	
	300,000.00					

		196,360.00	196,360.00			
		567,500.00	567,500.00			
		6,400.00	6,400.00			
	20,464,737.30	24,816,538.15	24,419,855.79			

---

	455,500,000.00		10,880,000.00		444,620,000.00
			25,000,000.00		
420,235,849.04		-			
2	2017	12	31		265,486,700

	-119,750.39	-9,571,243. 97			-9,571,243. 97		-9,690,99 4.36
	282,596.85	-9,911,171. 65			-9,911,171. 65		-9,628,57 4.80
	-402,347.24	339,927.68			339,927.68		-62,419.5 6

	561,294,229.19	526,534,530.51
--	----------------	----------------

- 1) 0.00
- 2) 0.00
- 3) 0.00
- 4) 0.00
- 5) 0.00

**61**

CD&B2.1eAW9hBT0459:20BD0EM6IA14 19.2248 /P.>TjET152.6 560.3234456CID 48 >>TjET152.6 560.3234456 19.2 1248 /P.>TjET9MC146A



---

	24,180,556.55	27,747,981.23
	5,890,746.57	7,525,134.73
	1,701,315.15	2,068,020.94



	41,347,328.81	0.00
	62,543,851.26	0.00

71

	0.00	13,941,042.94	
	346,674.93	1,036,406.29	346,674.93
	0.00	61,982,123.86	
	346,674.93	76,959,573.09	346,674.93

								/
--	--	--	--	--	--	--	--	---

72

	408,850.22	428,177.09	408,850.22
	261,360.82	467,359.52	261,360.82
	1,198,435.40	31,534.85	1,198,435.40
	1,868,646.44	927,071.46	1,868,646.44

73

1

	12,124,490.07	11,205,001.54
	9,398,705.21	-20,452,345.76
	21,523,195.28	-9,247,344.22

2

		93,454,855.11
/		14,294,326.50
		-2,703,115.16
		-46,287.34
		-582,287.88
		2,419,928.92
		6,107,036.39
		11,736,395.01
		-9,702,801.16
		21,523,195.28

1

	7,022,241.21	7,232,412.15
	3,140,285.33	1,854,492.39





2

	--
	--
	--

3

	--
	--
	--

4

	1,069,614,862.84	538,633,929.22
	1,864,507.48	9,702.47
	1,067,075,355.36	538,624,226.75
	675,000.00	
	1,069,614,862.84	538,633,929.22

77

78

	50,628,451.95	
	357,264,627.51	

	18,098,026.44	
	425,991,105.90	--

79


1

	--	--	3,954,153.21
	278,779.84	6.5342	1,821,603.22
	--	--	97,025.03
	14,848.80	6.5342	97,025.03
	127,821.29		835,209.87
	127,821.29	6.5342	835,209.87
	183,697.33		1,200,315.09
	183,697.33	6.5342	1,200,315.09

2

---

2



3

---

--	--

3


3

4

5

			500	1,000,000.00	60%	60%	
			1,000	10,000,000.00	100%	100%	
			500	3,500,000.00	100%	100%	
NEXGO			22.00	--	100%	100%	

6

1

1

				100.00%		
				96.32%		
				100.00%		
			POS	100.00%		
				100.00%		
ExaDigm,Inc			POS	100.00%		
					100.00%	
				100.00%		

					100.00%	
NEXGO			POS		100.00%	

--	--	--	--

--	--	--	--



	--	--
	--	--

5

6

--	--	--	--

7

8

4  $\hat{\theta} = A^{\circ}$

1170 436.78 156.56 124 ( ) 11 EMCS WEM 158.9100/9.6T 0r 5 2 35

			/
--	--	--	---

---

	--	--	--	--
	--	--	--	--

2

3

4

5

6

7

8

9

1

--	--	--



		1,013,257.20	1,050,621.00

4

--	--	--	--	--

--	--	--	--	--

SZ03      20170011

10,000.00

SZ03      20170011-11

2017 5 11      584060      2017

00001      20,000.00

584060      2017      00003

2017 6 22

2017      0007      20,000.00 ,

2017      0003

2017

0003

2017 9 18      SX161417000749

10,000.00

BZ161417000049

2017 12 13      0453551

15,000.00

0453551-001

0453551-002      0453551-003

2017 12 14      2017

0000079      9,000.00      2017

2017

È \ œ ( { # † jBC15390.00

ZB7910201700000012

ZB7910201700000013

1,600.00

2017 5 11

SZ03 20170013

7,000.00

SZ03

20170013-11

SZ03 20170013-12

2017 12

20,000.00 3

4,000.00

6,000.00

10,000.00

2017

1700102

5


---

--	--	--	--	--	--

**2**

--	--	--	--

**7****8****1**

	2,756,630.24
	23,105,887.88
	0.00



7.535 7.476

2.

2015 12 1  
 < 2015 > <  
 2015 > <  
 2015 >  
 2015 12 17 2015 <  
 2015 > <  
 2015 > < 2015  
 > 2015  
  
 2016 5 30  
 2015 2015  
 2016 5 20 2015  
 2015 31.78 31.73  
 2016 12 28  
 2015  
  
 2017 4 7 6,180,000  
 2015 2015 28  
  
 4,220,000  
 2017 4 17 2015  
 2015 422,000  
 2017 4 24 3,798,000  
 2015 422,000 2017 4  
 24  
 2017 6 6 2015  
 2015  
 2016 2017 6 1 2015  
 2015 31.73 31.671  
 26 2018 1 2015  
 2015 17 2015  
 2015 540,000  
 2015 3,258,000  
 3.  
 24 2017 4

---

<	<	2017	2017	>	>
2017 5 9	2017	2016		2017	2017
				2017	
2017 5 15				2017	
2017 6 30		2017	2017		
2017 8 25		2017		2017	2016
		2016		2017 6 1	2016
		2017		2017	
2018 1 26		24.75	24.691		
			17	2017	
2017			2016		
		444,600		2017	
		9,555,400			
<b>5</b>					
<b>1</b>					
				4	
		2015		(	)

2

1

2017 12 31

2

3

1

	2018 3 21		
		2017	
	2017 12 31		
	265,486,700		
	10		
	1.5		
	39,823,005		
	2017 12 31		
	265,486,700		
	10 8		
	212,389,360		

---

--	--	--	--

2

	39,823,005.00
	39,823,005.00

3

4

5,000.00

2018 2 8

8

2

3

1

2

4

5

--	--	--	--	--	--	--

6

1



---

--	--	--

**3**

--	--

--





4

	517,669.36	739,443.17
		12,127,583.19
	190,837.71	177,681.27
	8,600,000.00	28,600,000.00

7

8

3

	288,048,296.32	53,116,906.78
--	----------------	---------------

6

1

	846,302.01	
	24,419,855.79	
	802,801.37	
	-146,373.42	
	-1,113,121.29	
	2,108,143.71	
	6,097.64	
	22,695,223.11	--

1

1

2



3

1

2

3

4

2017