



2013

2014-051

2014 04

| | |
|-------|-----|
| | 2 |
| | 5 |
| | 7 |
| | 10 |
| | 33 |
| | 43 |
| | 48 |
| | 53 |
| | 55 |
| | 137 |

9

| | 2001 07 31 | | 4403012070860 | 440301731102852 | 73110285-2 |
|--|------------|--|-----------------|-----------------|------------|
| | 2008 04 25 | | 440301103074776 | 440301731102852 | 73110285-2 |
| | 2008 07 18 | | 440301103074776 | 440301731102852 | 73110285-2 |
| | 2010 11 03 | | 440301103074776 | 440301731102852 | 73110285-2 |
| | 2011 07 31 | | 440301103074776 | 440301731102852 | 73110285-2 |

1

| | | | | |
|--|---------------|---------------|------------------|----------------|
| | | | | |
| | | | | |
| | 54,940,058.49 | 60,160,444.91 | 1,033,002,391.82 | 983,777,333.33 |
| | | | | |

2

| | | | | |
|--|---------------|---------------|------------------|----------------|
| | | | | |
| | | | | |
| | 54,940,058.49 | 60,160,444.91 | 1,033,002,391.82 | 983,777,333.33 |
| | | | | |

3

| | 2013 | 2012 | 2011 | |
|--|---------------|--------------|--------------|----|
| | 9,613,916.23 | -23,972.02 | | |
| | 550,500.00 | 4,417,500.00 | 2,054,085.00 | |
| | -109,670.13 | -439,265.70 | -70,353.04 | |
| | -163.37 | 20,575.00 | 308,834.79 | |
| | 10,054,909.47 | 3,933,687.28 | 1,674,897.17 | -- |

1 —

1 —

1

100%

2014 2
37,735,849

18,867,924

2.8

NBA

NBA

2

2013

4,300.76

19,736.12

21.79%

2014

3

4

2009

2013 3 28

2014

5

1

2013

| | | | | | |
|--------|----------|-----------|--------|----------|--------|
| | 2013 | | | 2013 | |
| 257.83 | 1075.16 | 27.40% | 29.46% | | |
| | 5,494.01 | 49,917.78 | 0.83% | 2,231.06 | 41.70% |
| | | 8.68% | | | |

2)

3)


| | 2013 | 2012 | |
|--|----------------|----------------|-------|
| | 499,177,767.74 | 495,075,044.67 | 0.83% |

, ,

| / | | 2013 | 2012 | % |
|---|--|---------|---------|------|
| | | 777,441 | 748,230 | 3.9% |
| | | | | |
| | | | | |

| | | | | |
|--|----------------|--|-------|----------------|
| | | | | |
| | | | | |
| | 21,379,896.78 | | 6.92% | 18,841,362.08 |
| | 809,075,911.40 | | 100% | 293,688,072.41 |

| | 2013 | 2012 | % |
|--|---------------|---------------|---|
| | 76,460,971.07 | 75,653,382.18 | |



| | | | |
|--|----------------|----------------|----------|
| | 16,420,000.00 | 5,240,000.00 | 213.36% |
| | 75,031,038.28 | 27,161,799.69 | 176.24% |
| | -58,611,038.28 | -21,921,799.69 | -167.36% |
| | 15,618,641.52 | 73,379,942.10 | -78.72% |
| | 5,715,000.00 | 71,058,019.36 | -91.96% |
| | 9,903,641.52 | 2,321,922.74 | 326.53% |
| | -13,378,255.74 | -58,328,884.62 | 77.06% |

30%

% 191.23% ,

&" 213.36% ,

' " 176.24% ,

2013

POS

2013

2013

2013

2013

76,757,353.10

2012

1.94

2013

| | | | | | |
|--|--|--|--|--|----------------|
| | | | | | |
| | | | | | 35,405,633.76 |
| | | | | | 25,736,051.28 |
| | | | | | 19,145,876.92 |
| | | | | | 4,067,071.55 |
| | | | | | 498,376,442.74 |

2) 10%

| | | | (%) | % |
|-----|----------------|----------------|--------|--------|
| | 498,376,442.74 | 309,075,911.40 | 37.98% | 0.82 |
| POS | 477,134,982.20 | 304,945,722.24 | 36.09% | 0.34 |
| | 149,133,533.76 | 90,342,158.92 | 39.42% | -22.29 |
| | 89,831,793.50 | 56,535,452.63 | 37.07% | -14.03 |
| | 102,059,465.18 | 62,527,125.79 | 38.73% | 21.68 |
| | 72,997,016.79 | 45,730,732.84 | 37.35% | 40.51 |

3)

3

3

1)

| | 2013 | 2012 | | % | |
|--|----------------|--------|----------------|--------|--------|
| | | % | % | | |
| | 683,052,556.30 | 54.52% | 701,383,709.54 | 57.26% | -2.74% |
| | 182,477,850.98 | 14.56% | 196,696,956.51 | 16.06% | -1.5% |
| | 114,059,740.80 | 9.1% | 138,234,413.14 | 11.29% | -2.19% |
| | 25,183,414.22 | 2.01% | 7,006,212.95 | 0.57% | 1.44% |
| | 20,644,745.93 | 1.65% | 21,624,244.20 | 1.77% | -0.12% |

| | | | | | | |
|--|---------------|-------|---------------|-------|-------|--|
| | 73,749,092.60 | 5.89% | 17,512,551.40 | 1.43% | 4.46% | |
|--|---------------|-------|---------------|-------|-------|--|

2)

3)

4**5**

1)

| | | | | |
|-----------|-----------|----------|------------|----------|
| 2010 | 64,633.49 | 41,016.4 | 2013 12 31 | |
| 26,391.03 | | | | 2,447.31 |
| | | | 10,946.24 | |
| | | 15,200 | | |


3)

| | | | | | | | | | | |
|--|-----|-----|-----|-------------------|--|--|--|--|--|--|
| | () | (1) | (2) | (%)(3) (2)/(1) | | | | | | |
| | | | | | | | | | | |

1.

| | |
|--|-------------------------------------------------------------------------------------------------------------------------------------------------------------------------------------------------------------------------------------------------------------------------------------------------------------------|
| | <p style="text-align: center;">“ ”</p> <p style="text-align: center;">2</p> <p style="text-align: right;">197</p> <p style="text-align: center;">2 “ ”</p> <p>“ 0.7 R 1.2 30% 15 45%”</p> <p>“ 0.7 R 1.2 30% 10 45%”</p> <p style="text-align: center;">2012 4 26 2011</p> <p style="text-align: center;">“ ”</p> |
| | <p style="text-align: center;">“ ” “ ”</p> <p style="text-align: center;">2</p> <p style="text-align: center;">2012 8 27 2012</p> <p>“ ” 1</p> |

#



8)

9)

6

| | | | | | | | () | () | |
|--|--|-----|--|--|------------|------------|-----|-----------|--------------|
| | | ... | | | 291,131,34 | 253,065,34 | | 1,658,319 | 16,598,674.4 |
| | | | | | 9.99 | 6.71 | | .50 | 2 |

| | | | | | | | |
|---------------|---------------|-----------|----------------|----------------|---------------|---------------|---------|
| | | 2009 4 24 | 1,300 | | | | |
| | 2013 12 31 | | 65,068,078.49 | 59,519,686.86 | , | 260.63% | 313.46% |
| 2013 | 47,933,923.16 | | 262.14% | 40,713,360.72 | , | 6,008.72%; | |
| 45,124,012.29 | | 1,638.68% | | | | | |
| 3 | | | “ | ” | | | |
| | | 2009 6 8 | 300 | | | “ | ” |
| | 2013 12 31 | | 1,562,810.48 | 1,028,093.19 | | 22.22% | 30.02% |
| 2013 | 63,611.85 | | 37.98%; | -438,563.76 | , | 15.39%; | |
| -441,125.61 | | 8.90% | | | | | |
| 4 | | | “ | ” | | | |
| | | 2011 8 23 | 27,806 | 26,606 | | | |
| “ | | ” | “ | ” | | | |
| | | | | 94.6% | | | 5.4% |
| | 2013 12 31 | | 272,227,316.47 | 264,944,387.26 | | 1.32% | 0.35% |
| 2013 | 0 | | -918,954.13 | , | 2,103.77% | | |
| 5 | | | “ | ” | | | |
| | | 1999 6 2 | 1052.6316 | | | POS | |
| | 2013 1 11 | | | | | | |
| 80% | | 20% | | | | | |
| | 2013 12 31 | | 72,561,257.51 | , | 50,176,689.82 | , | 2013 |
| 10,842,303.81 | | | | | | 30,969,836.36 | , |

1
1

| | | | | | | | | |
|------|-----|-------|------|-------|-------|-------|------|-------|
| | 5.9 | 4.64 | | | | CNNIC | | |
| | | | | 2012 | 12 | | 2012 | 12 |
| | | | | 33.2% | 32.3% | 24.8% | | |
| 2.42 | | 42.9% | 2011 | | | 4,807 | | 24.8% |

| | | | | | | |
|-------|--------|-------|------|---------|---------|------|
| 6.59% | 8.92% | 16.74 | 9.64 | 212.86% | 317.56% | 2013 |
| | 153.38 | 9.22 | | 56.06% | 48.57% | ” |

2

3


“ ” “ ”

2

2

1

1 “ ”



“ ” “ ”

2011

S-POS

POS

2009

POS

POS

2

,

2014 2

“ ”

2 2014

2014

1

2014

“IBM

”

2

2014

3

2014

4

KPI

5

2014

3

1 100%

2014 2
37,735,849

18,867,924 2.8

NBA

NBA

2

2013 4,300.76 19,736.12

21.79%

2014

3

4

2009

2013 3 28

2014

5

3

1

1

2

3

4

2

1

18,867,924

2.8

“ ”

2012

2012 -2014

10%

2013 4 26
10

2012
0.5

2012
,
2013 5 16

571.5

114,300,000

2012

| | |
|--|--|
| | |
| | |
| | |
| | |

| | | |
|-------------|----|---------------|
| 10 | | 0 |
| 10 | | 1.00 |
| 10 | | 0 |
| | | 114,300,000 |
| | | 11,430,000.00 |
| | | 88,124,816.91 |
| | | 100% |
| | | |
| | | |
| 10% | | |
| | | |
| 114,300,000 | 10 | 1.00 |

3

| | | | | | | | | |
|--------|---|----|------|--------|-------|-------|--------|--------|
| 1.2012 | 4 | 26 | 2011 | 2011 | 2011 | 12 | 31 | 11,430 |
| | | | 10 | 1.00 | 1,143 | | | |
| 2.2013 | 4 | 26 | 2012 | 2012 | | | 11,430 | |
| | | | 10 | 0.5 | , | 571.5 | | |
| 3. | | | 2013 | 11,430 | | 10 | | 1.00 |
| | | | | 1,143 | | 2013 | | |

1

2

3

| | | | | | |
|------------|--|--|--|--|--|
| 2013 11 28 | | | | | |
| 2013 12 04 | | | | | |

1

| | | | 2 | 3 | 4 | (%) | | | 5 | |
|--|-----|-------|---|---|-----|-------|--|--|---------------|-------------------|
| | 20% | 2,000 | | | 216 | 3.94% | | | 2013 01 11 | www.cninfo.com.cn |

1.2012 12 10

2000

20%

2014 1 11

20%

2.2014 2 20

2

| | | | | | | | | | | | | | |
|--|-----|-------------|-------|---|---|--------|--|--|--|--|--|---------------|---------------------------|
| | | | | | 3 | | | | | | | | |
| | | | | | | (%) | | | | | | | |
| | 49% | 2013 3 8 | 1,300 | 0 | | 16.59% | | | | | | 2013 03 08 | www.cn info.co m.cn |

49%

1,300 2013 3 8
2013 4 1,300

3

4

2014 2 21

www.cninfo.com.cn

2014

1

2

3

4

5

1

1

10%

2

10%

3

10%

2

3

1


2


3

4

1 5%


| | | | | | |
|--|--|--|------------|--|--|
| | | | | | |
| | | | | | |
| | | | | | |
| | | | | | |
| | | | 2010 09 30 | | |





| | | | | | |
|--|--|--|--|--|--|
| | | | | | |
|--|--|--|--|--|--|

2013



| | |
|--|----|
| | |
| | 45 |
| | |
| | |

2

| | 540,000 | | | 540,000 | | -- |
|--|------------|------------|--|------------|--|------------|
| | 38,070,000 | | | 38,070,000 | | 2014-10-18 |
| | 12,690,000 | 12,690,000 | | 0 | | -- |
| | 540,000 | | | 540,000 | | -- |
| | 810,000 | | | 810,000 | | -- |
| | 12,690,000 | 3,172,500 | | 9,517,500 | | |


| | | | | | | | |
|----|--|-------|------------|----------|---------|------------|------------|
| | | | 0 | | | | |
| | | 11.1% | 12,690,000 | | 0 | 12,690,000 | |
| | | | 0 | | | 0 | |
| | | 0.94% | 1,080,000 | | 810,000 | 270,000 | |
| | | 0.94% | 1,080,000 | | 0 | 1,080,000 | |
| | | 0.87% | 990,000 | | 0 | 990,000 | |
| | | 0.77% | 885,000 | | 0 | 885,000 | |
| | | 0.67% | 767,553 | | 0 | 767,553 | |
| | | 0.66% | 750,000 | | 0 | 750,000 | |
| | | 0.59% | 675,000 | -225,000 | 675,000 | 0 | |
| | | | | | | | |
| 10 | | | | | | | |
| | | | | | | | |
| | | | | | | | |
| | | | | | | 12,690,000 | 12,690,000 |
| | | | | | | 3,172,500 | 3,172,500 |
| | | | | | | 1,080,000 | 1,080,000 |
| | | | | | | 990,000 | 990,000 |
| | | | | | | 885,000 | 885,000 |
| | | | | | | 767,553 | 767,553 |
| | | | | | | 750,000 | 750,000 |
| | | | | | | 495,402 | 495,402 |
| | | | | | | 450,000 | 450,000 |
| | | | | | | 436,000 | 436,000 |
| 1 | | | | | | | |
| 10 | | | | | | | |
| 10 | | | | | | | |
| 10 | | | | | | | |

2

| | | |
|----|--|--|
| | | |
| | | |
| 5 | | |
| 10 | | |

3

| | | |
|----|--|--|
| | | |
| | | |
| 5 | | |
| 10 | | |



4

10%

5 10

| | | | | |
|--|--|--|--|--|
| | | | | |
|--|--|--|--|--|

38,070,000 2014 10 18

| | | | | | | | | | | | | | |
|--|----|----|----|----|------------|---|---------|------------|---|---|---|---|----|
| | | | 38 | | 1,080,000 | 0 | 0 | 1,080,000 | | | | | |
| | | | 38 | | 0 | 0 | 0 | 0 | | | | | |
| | | | 45 | | 720,000 | 0 | 180,000 | 540,000 | | | | | |
| | -- | -- | -- | -- | 54,900,000 | 0 | 765,000 | 54,135,000 | 0 | 0 | 0 | 0 | -- |

2

5

1

47

2001

43

MBA

51

45

41

2007

46

47

45

46

2

56

38

38

3

47

| | | 2007 08 08 | | |
|--|--|---------------|--|--|
| | | 2005 10 18 | | |
| | | 1998 08 28 | | |
| | | 2007 06 13 | | |
| | | 2007 02 22 | | |

| | |
|--|--|
| | |
| | |
| | |

| | | | | | |
|---|-------|-------|------|-------|--------|
| % | 43.29 | 17.12 | 8.85 | 30.74 | 100.00 |
|---|-------|-------|------|-------|--------|

| | | | | | |
|---|-------|-------|-------|------|--------|
| | | | | | |
| | 30 | 30—40 | 40—50 | 50 | |
| | 759 | 213 | 49 | 7 | 1028 |
| % | 73.83 | 20.72 | 4.77 | 0.68 | 100.00 |

1

2

3

9

4

| | | | |
|--|--|-------------------|--|
| | | www.cninfo.com.cn | |
|--|--|-------------------|--|

2

| | | | |
|------|------------|-------------------|------------|
| | | | |
| 2013 | 2013 08 22 | www.cninfo.com.cn | 2013 08 22 |

| | | | |
|--|------------|-------------------|------------|
| | | | |
| | 2013 03 08 | www.cninfo.com.cn | 2013 03 11 |
| | 2013 03 28 | www.cninfo.com.cn | 2013 03 30 |
| | 2013 04 24 | | |
| | 2013 07 31 | www.cninfo.com.cn | 2013 08 02 |
| | 2013 10 23 | www.cninfo.com.cn | 2013 10 24 |
| | 2013 12 30 | www.cninfo.com.cn | 2014 01 03 |

2010 12 15

1

| | | |
|--|------------------|------------------|
| | | |
| | | |
| | 683,052,556.30 | 701,383,709.54 |
| | | |
| | | |
| | | |
| | 75,753,289.04 | 60,867,821.00 |
| | 182,477,850.98 | 196,696,956.51 |
| | 3,142,175.68 | 1,823,562.29 |
| | | |
| | | |
| | | |
| | 3,695,225.62 | 1,811,016.06 |
| | | |
| | 7,580,762.66 | 9,158,420.99 |
| | | |
| | 114,059,740.80 | 138,234,413.14 |
| | | |
| | 20,378,488.16 | 23,319,853.56 |
| | 1,090,140,089.24 | 1,133,295,753.09 |
| | | |
| | | |
| | | |
| | | |
| | 25,183,414.22 | 7,006,212.95 |
| | | |
| | 20,644,745.93 | 21,624,244.20 |
| | 73,749,092.60 | 17,512,551.40 |
| | | |
| | | |

| | | |
|--|------------------|---------------|
| | | |
| | | |
| | 33,293,886.82 | 33,684,575.52 |
| | | |
| | | |
| | 3,222,778.31 | 4,174,930.19 |
| | 6,643,043.10 | 7,583,995.07 |
| | | |
| | 162,736,960.98 | 91,586,509.33 |
| | 1,252,877,050.22 | |

| | | |
|--|------------------|------------------|
| | | |
| | | |
| | | |
| | | |
| | | |
| | | |
| | | |
| | 12,870,000.00 | 9,450,000.00 |
| | 12,870,000.00 | 9,450,000.00 |
| | 216,942,029.62 | 238,122,676.79 |
| | | |
| | 114,300,000.00 | 114,300,000.00 |
| | 641,920,393.65 | 641,920,393.65 |
| | | |
| | | |
| | 14,194,970.80 | 12,716,911.13 |
| | | |
| | 262,587,027.37 | 214,840,028.55 |
| | | |
| | 1,033,002,391.82 | 983,777,333.33 |
| | 2,932,628.78 | 2,982,252.30 |
| | 1,035,935,020.60 | 986,759,585.63 |
| | 1,252,877,050.22 | 1,224,882,262.42 |

2

| | | |
|--|----------------|----------------|
| | | |
| | | |
| | 496,570,432.32 | 465,943,899.22 |
| | | |
| | 75,295,159.04 | 60,867,821.00 |
| | 182,078,650.98 | 196,154,629.51 |



| | | |
|-----|---------------|---------------|
| · · | 13,376,307.05 | 11,640,799.48 |
| · · | 5,939,416.37 | 6,834,617.92 |
| · · | | |
| · · | | |



| | | |
|-----|---------------|---------------|
| | 181,716.64 | 533,057.77 |
| | | 57,442.07 |
| “ ” | 14,128,505.08 | 18,244,939.03 |
| | -652,091.61 | -963,311.45 |
| “ ” | 14,780,596.69 | 19,208,250.48 |
| | -- | -- |
| | | |
| | | |
| | 14,780,596.69 | 19,208,250.48 |

5

| | | |
|--|--|--|
| | | |
|--|--|--|

| | | |
|--|----------------|----------------|
| | 325,684,719.84 | 357,546,435.19 |
| | | |
| | | |
| | | |
| | | |
| | | |
| | 96,755,361.69 | 83,275,839.27 |
| | 56,756,451.79 | 63,734,651.28 |
| | 85,148,057.20 | 95,682,221.60 |
| | 564,344,590.52 | 600,239,147.34 |
| | 35,329,141.02 | -38,725,834.44 |
| | | |
| | 13,000,000.00 | |
| | | |
| | | 40,000.00 |
| | | |
| | 3,420,000.00 | 5,200,000.00 |
| | 16,420,000.00 | 5,240,000.00 |
| | 54,679,533.03 | 24,040,549.69 |
| | 20,351,505.25 | 3,121,250.00 |
| | | |
| | | |
| | | |
| | | |
| | 75,031,038.28 | 27,161,799.69 |
| | -58,611,038.28 | -21,921,799.69 |
| | | |

| | | |
|--|----------------|----------------|
| | | |
| | 15,618,641.52 | 73,379,942.10 |
| | 15,618,641.52 | 73,379,942.10 |
| | | |
| | 5,715,000.00 | 11,430,000.00 |
| | | |
| | | 59,628,019.36 |
| | 5,715,000.00 | 71,058,019.36 |
| | 9,903,641.52 | 2,321,922.74 |
| | | -3,173.23 |
| | -13,378,255.74 | -58,328,884.62 |
| | 684,132,811.94 | 742,461,696.56 |
| | 670,754,556.20 | 684,132,811.94 |

| | | |
|-----|---------------|---------------|
| · · | 13,000,000.00 | |
| · · | | 35,000,000.00 |
| · · | | 40,000.00 |
| · · | | |
| | | |

| 12,716, | | 214,840, | | 2,982,252 | 986,759,58 |
|---------|--|----------|--|-----------|------------|
| 911.13 | | 028.55 | | .30 | 5.63 |
| | | | | | |
| | | | | | |

| | | | | | |
|---------|--|----------|--|-----------|------------|
| 12,716, | | 214,840, | | 2,982,252 | 986,759,58 |
| 911.13 | | 028.55 | | .30 | 5.63 |
| 1,478,0 | | 47,746,9 | | -49,623.5 | 49,175,434 |
| 50.67 | | 08.87 | | 7 | 07 |

| | | | | | | | | | | |
|---|----------------|----------------|--|--|---------------|--|----------------|--|--------------|------------------|
| 1 | | | | | | | | | | |
| 2 | | | | | | | | | | |
| 3 | | | | | | | | | | |
| 4 | | | | | | | | | | |
| | | | | | | | | | | |
| 1 | | | | | | | | | | |
| 2 | | | | | | | | | | |
| | | | | | | | | | | |
| | 114,300,000.00 | 641,920,393.65 | | | 14,194,970.80 | | 262,587,027.37 | | 2,932,628.78 | 1,035,935,020.60 |

| | | | | | | | | | | |
|--|----------------|----------------|--|--|---------------|--|----------------|--|--------------|----------------|
| | | | | | | | | | | |
| | | | | | | | | | | |
| | | | | | | | | | | |
| | | | | | | | | | | |
| | 114,300,000.00 | 641,920,393.65 | | | 10,796,086.08 | | 168,030,408.69 | | 2,984,504.06 | 938,031,392.48 |
| | | | | | | | | | | |

| | | | | | |
|---------|--|--|--|------------|--|
| | | | | | |
| | | | | | |
| 1,920,8 | | | | -11,430,00 | |
| 25.05 | | | | 0.00 | |

| | | | | | | | | |
|-----|--------------------|--------------------|--|--|-------------------|--|-------------------|--------------------|
| | | | | | | | | |
| | | | | | | | | |
| | 114,300,00 0.00 | 641,920,39 3.65 | | | 12,716,911 .13 | | 80,537,279 .89 | 849,474,58 4.67 |
| “ ” | | | | | 1,478,059. 67 | | 7,587,537. 02 | 9,065,596. 69 |
| | | | | | | | 14,780,596 .69 | 14,780,596 .69 |
| | | | | | | | | |
| | | | | | | | 14,780,596 .69 | 14,780,596 .69 |
| | | | | | | | | |
| 1 | | | | | | | | |
| 2 | | | | | | | | |
| 3 | | | | | | | | |
| | | | | | 1,478,059. 67 | | -7,193,059. 67 | -5,715,000. 00 |
| 1 | | | | | 1,478,059. 67 | | -1,478,059. 67 | |
| 2 | | | | | | | | |
| 3 | | | | | | | -5,715,000. 00 | -5,715,000. 00 |
| 4 | | | | | | | | |
| | | | | | | | | |
| 1 | | | | | | | | |
| 2 | | | | | | | | |
| 3 | | | | | | | | |
| 4 | | | | | | | | |
| | | | | | | | | |
| 1 | | | | | | | | |
| 2 | | | | | | | | |
| | | | | | | | | |
| | 114,300,00 0.00 | 641,920,39 3.65 | | | 14,194,970 .80 | | 88,124,816 .91 | 858,540,18 1.36 |

| | 114,300,00 | 641,920,39 | | | 10,796,086 | | 74,679,854 | 841,696,33 |
|-------|------------|------------|--|--|------------|--|------------|------------|
| | 0.00 | 3.65 | | | .08 | | .46 | 4.19 |
| .. | | | | | | | | |
| | | | | | | | | |
| | | | | | | | | |
| | 114,300,00 | 641,920,39 | | | 10,796,086 | | 74,679,854 | 841,696,33 |
| | 0.00 | 3.65 | | | .08 | | .46 | 4.19 |
| “ ” | | | | | 1,920,825. | | 5,857,425. | 7,778,250. |
| | | | | | 05 | | 43 | 48 |
| | | | | | | | 19,208,250 | 19,208,250 |
| | | | | | | | | .48 |

| | | | | | | | | | |
|---|--|--|--|--|--|--|--|--|--|
| 1 | | | | | | | | | |
| 2 | | | | | | | | | |

| | | |
|--|-------|--------|
| | 50 | 1.250% |
| | 35 | 0.875% |
| | 60 | 1.500% |
| | 50 | 1.250% |
| | 4,000 | 100% |

| | | | | | |
|----------|-----------|--------|-----------|---------------|-----------------|
| | 2008 4 8 | 2008 3 | 2008 4 8 | | |
| | | | 2008 3 31 | 59,860,459.32 | 4,000.00 |
| 1:1 | | 4,000 | | 4,000.00 | |
| | [2008]35 | | 2008 4 25 | | 440301103074776 |
| | 2008 7 | | | | |
| | 2008 | | | | 750.00 |
| | 4,750.00 | | | | |
| | () | | () | | |
| | | 11 | 5,002.50 | 750.00 | |
| | 4,252.50 | | | 4,750.00 | |
| | [2008]74 | | 2008 7 18 | | |
| | 2009 6 5 | | () | 1.684% | 20 |
| 09 6 22 | | | | | |
| | 2009 6 22 | | () | 2.105% | 2 |
| 009 6 22 | | | | | |
| | 2009 7 15 | | (“ ”) | | 120 |
| | (“ ”) | | 2009 8 10 | | (2009 12) |

| | | |
|--|-------|---------|
| | 160 | 3.3684% |
| | 100 | 2.1053% |
| | 80 | 1.6842% |
| | 60 | 1.2632% |
| | 60 | 1.2632% |
| | 60 | 1.2632% |
| | 50 | 1.0526% |
| | 50 | 1.0526% |
| | 50 | 1.0526% |
| | 50 | 1.0526% |
| | 50 | 1.0526% |
| | 50 | 1.0526% |
| | 50 | 1.0526% |
| | 50 | 1.0526% |
| | 40 | 0.8421% |
| | 40 | 0.8421% |
| | 40 | 0.8421% |
| | 40 | 0.8421% |
| | 40 | 0.8421% |
| | 35 | 0.7368% |
| | 30 | 0.6316% |
| | 20 | 0.4211% |
| | 20 | 0.4211% |
| | 20 | 0.4211% |
| | 20 | 0.4211% |
| | 10 | 0.2105% |
| | 4,750 | 100% |

[2010]1292

2010 10 8 (A) 1,600 1.00 43.33
 2010 10 13 69,328.00 46,945,065.67 646,334,934.33

“ [2010]124 ”

2011 4 21

6,354c80079c0a2804be>T9bD0.0133 Tc<34ff1d5c079c0a28>Tj/TT3 1 T34ff1

(POS)

(POS)

4.

,

1

2006 2 15

38

(“ ”)

15 (2010)

2

3

1 1 12 31

4

5

1

1

2

2

8

9

1

2

”

“

10

1

2

1

2

3

4

5

3

1

2

1
2

4

5

6

1
2
3
4
5
6

7

8

1

50% 50%

20% 20%

50%

| | | |
|-----|------|------|
| 3 | 100% | 100% |
| 3 4 | 100% | 100% |
| 4 5 | 100% | 100% |
| 5 | 100% | 100% |

3

| | |
|--|--|
| | |
| | |

12

1

2

3

4

5

3

4

14

15

1

1

2

2

2

1

3

4

5

3

3

3

4

18

19

20

1

1

2

2

| | 50 | |
|--|----|--|
| | 5 | |

3

4

5

6

1

2

3

4

5

21

22

23

1

2

24

1

2

3

28

1

2

29

1

1

2

2

1

2

3

30

1

2

31

32

33

1

2

34

1

2

35

1

| | | |
|--|--|--------|
| | | |
| | | 17% 6% |
| | | |

,

| | | | |
|-----------|-----------|-----------|------------|
| | (2011)303 | 2012 6 15 | 10,800.00 |
| 13,800.00 | | | [2012] 193 |
| 2012 5 21 | | | 15,000.00 |
| 12,806.00 | | | 27,806.00 |
| 26,306.00 | | | 26,606.00 |
| | | | [2012] 314 |

1

| | | | | | | | | | | | | | |
|--|--|--|--|--------|--|----------------|--|------|------|--|--|--|--|
| | | | | | | | | (%) | (%) | | | | |
| | | | | 11,000 | | 110,000,000.00 | | 100% | 100% | | | | |
| | | | | 1,300 | | 13,000,000.00 | | 100% | 100% | | | | |

| | | | | | | | | | | | | | |
|--|--|--|--|-----|--|--------------|--|------|------|--|--|--|--|
| | | | | | | | | | | | | | |
| | | | | 300 | | 3,000,000.00 | | 100% | 100% | | | | |
| | | | | | | | | | | | | | |

| | | | | | | | | | | | |
|--|--|--|--|--------|--|----------------|--|-------|-------|--|--------------|
| | | | | 27,806 | | 263,060,000.00 | | 94.6% | 94.6% | | 2,953,385.03 |
|--|--|--|--|--------|--|----------------|--|-------|-------|--|--------------|

| | | | | | | | | | | | | | |
|--|--|--|--|--|--|--|--|--|--|--|--|--|--|
| | | | | | | | | | | | | | |
|--|--|--|--|--|--|--|--|--|--|--|--|--|--|

2

3

2

3

4

5

6

7

8

9

10

1

| : | -- | -- | 153,107.24 | -- | -- | 70,718.69 |
|---|----|----|----------------|----|----|----------------|
| | -- | -- | 153,107.24 | -- | -- | 70,718.69 |
| | -- | -- | 670,601,448.96 | -- | -- | 684,062,093.25 |
| | -- | -- | 670,601,448.96 | -- | -- | 684,062,093.25 |
| | -- | -- | 12,298,000.10 | -- | -- | 17,250,897.60 |
| | -- | -- | 12,298,000.10 | -- | -- | 17,250,897.60 |
| | -- | -- | 683,052,556.30 | -- | -- | 701,383,709.54 |

2

3

1

| | 75,753,289.04 | 60,867,821.00 |
|--|---------------|---------------|
| | 75,753,289.04 | 60,867,821.00 |

4

5

1

| | | | | |
|--|--------------|--------------|--------------|--------------|
| | | | | |
| | 1,811,016.06 | 5,909,853.02 | 4,025,643.46 | 3,695,225.62 |
| | 1,811,016.06 | 5,909,853.02 | 4,025,643.46 | 3,695,225.62 |

2

6

1

| | | (%) | | (%) | | (%) | | (%) |
|--|--------------------|------|-------------------|-------|--------------------|------|-------------------|-------|
| | 197,361,17 5.33 | 100% | 14,883,324. 35 | 7.54% | 211,436,2 06.22 | 100% | 14,739,249.7 1 | 6.97% |
| | 197,361,17 5.33 | 100% | 14,883,324. 35 | 7.54% | 211,436,2 06.22 | 100% | 14,739,249.7 1 | 6.97% |
| | 197,361,17 5.33 | -- | 14,883,324. 35 | -- | 211,436,2 06.22 | -- | 14,739,249.7 1 | -- |

| | | (%) | | (%) | | (%) | | (%) |
|--|--|-----|--|-----|--|-----|--|-----|
| | | | | | | | | |

| | | | | | | |
|-----|----------------|-------|--------------|----------------|--------|--------------|
| 1 | | | | | | |
| | -- | -- | -- | -- | -- | -- |
| 1 | 180,181,472.80 | 91.3% | 9,009,073.64 | 194,694,215.61 | 92.08% | 9,734,710.78 |
| 2 | 11 375,145.17 | 5.5 % | 2,175,029.03 | 13,065,164.60 | 6.18% | 2,613,032.92 |
| 2 3 | | | | | | |

| | | | | |
|--|----|----------------|----|--------|
| | | | | |
| | -- | 131,700,078.92 | -- | 66.74% |

7**1**

| | | | | | |
|--|--|-----|--|--|--|
| | | | | | |
| | | | | | |
| | | (%) | | | |

| | | | | | |
|---|---|--------------|----|--------------|-------|
| 1 | 2 | | | 16,000.00 | 0.88% |
| 2 | 3 | | | 15,000.00 | 0.82% |
| | | 3,142,175.68 | -- | 1,823,562.29 | -- |

2

| | | | | | |
|---------------|----|--------------|----|----|----|
| | | | | | |
| | | 951,193.00 | 1 | | |
| Exadigm, Inc. | | 351,505.25 | 1 | | |
| | | 302,672.95 | 1 | | |
| | | 303,329.60 | 1 | | |
| | | 118,800.00 | 1 | | |
| | -- | 2,027,500.80 | -- | -- | -- |

3

5 5

9

1

| | | | | | |
|--|----------------|--------------|----------------|----------------|----------------|
| | | | | | |
| | 26,249,887.52 | 684,990.06 | 25,564,897.46 | 24,493,903.39 | 24,493,903.39 |
| | 40,485,013.42 | 803,259.22 | 39,681,754.20 | 31,991,317.18 | 31,991,317.18 |
| | 8,139,552.15 | 362,576.52 | 7,776,975.63 | 24,833,202.43 | 24,833,202.43 |
| | 9,606,620.92 | | 9,606,620.92 | 8,411,978.76 | 8,411,978.76 |
| | 31,988,597.30 | 559,104.71 | 31,429,492.59 | 48,504,011.38 | 48,504,011.38 |
| | 116,469,671.31 | 2,409,930.51 | 114,059,740.80 | 138,234,413.14 | 138,234,413.14 |

2

| | | | | |
|--|--|--|--|--|
| | | | | |
|--|--|--|--|--|

| | | | | | |
|--|--|------------|--|--|--|
| | | | | | |
| | | 684,990.06 | | | |

15

1

| | | | | | | (%) | (%) | | | | |
|------------------|----|-------------------|------------------|-------------------|-------------------|-------|-------|----|--|--|--|
| | | 1,250,624 .65 | 3,884,962 .95 | -3,884,96 2.95 | 0.00 | 0% | 0% | | | | |
| | | 20,000,00 0.00 | 0.00 | 22,062,16 4.22 | 22,062,16 4.22 | 20% | 20% | | | | |
| Exadigm, Inc. | | 3,121,250 .00 | 3,121,250 .00 | 0.00 | 3,121,250 .00 | 3.33% | 3.33% | | | | |
| | -- | 24,371,87 4.65 | 7,006,212 .95 | 18,177,20 1.27 | 25,183,41 4.22 | -- | -- | -- | | | |

2013 3 8 ,

49%

1,300.00

2012 12 26

2,000.00

20%

2013 1 11

20%

16

17

1

| | 38,104,474.59 | 8,908,289.93 | 6,511,469.99 | 40,501,294.53 |
|--|---------------|--------------|--------------|---------------|
| | 975,939.85 | 1,085,465.00 | | 2,061,404.85 |
| | 1,899,779.23 | 67,253.95 | | 1,967,033.18 |
| | 3,632,171.05 | 437,223.65 | | 4,069,394.70 |

| | | | | | |
|-----|---------------|--|--------------|--------------|---------------|
| POS | 17,372,095.36 | | 6,511,690.57 | 1,444,269.99 | 22,439,515.94 |
| | 14,224,489.10 | | 806,656.76 | 5,067,200.00 | 9,963,945.86 |
| -- | | | | | |
| | 16,480,230.39 | | 4,405,206.80 | 1,028,888.59 | 19,856,548.60 |
| | 69,565.14 | | 50,675.21 | | 120,240.35 |
| | 662,294.10 | | 276,197.45 | | 938,491.55 |
| | 1,756,445.85 | | 517,320.26 | | 2,273,766.11 |
| POS | 10,465,070.99 | | 1,342,129.37 | 530,009.41 | 11,277,190.95 |
| | 3,526,854.31 | | 2,218,884.51 | 498,879.18 | 5,246,859.64 |
| -- | | | -- | | |
| | 21,624,244.20 | | -- | | 20,644,745.93 |
| | 906,374.71 | | -- | | 1,941,164.50 |
| | 1,237,485.13 | | -- | | 1,028,541.63 |
| | 1,875,725.20 | | -- | | 1,795,628.59 |
| POS | 6,907,024.37 | | -- | | 11,162,324.99 |
| | 10,697,634.79 | | -- | | 4,717,086.22 |
| POS | | | -- | | |
| | | | -- | | |
| | | | | | |

| | | | | | |
|----|--|---------------|---------------|--|---------------|
| 50 | | 73,749,092.60 | 17,512,551.40 | | 17,512,551.40 |
| 50 | | 73,749,092.60 | 17,512,551.40 | | 17,512,551.40 |

| | | | | | | | |
|--|--|--------|--------|--|--|-----|---------------|
| | | (%) | | | | (%) | |
| | | 26.52% | 26.52% | | | | 73,749,092.60 |
| | | -- | -- | | | -- | 73,749,092.60 |

20

21

22

23

1

| | | | | |
|--|--|---------------|------------|---------------|
| | | | | |
| | | 35,407,638.04 | 711,921.30 | 36,119,559.34 |
| | | 33,376,838.80 | | |

| | | | | |
|--|---------------|-------------|--|---------------|
| | 1,627,812.01 | 276,868.06 | | 1,904,680.07 |
| | | | | |
| | | | | |
| | 33,684,575.52 | -390,688.70 | | 33,293,886.82 |
| | 32,056,763.51 | -667,556.76 | | 31,389,206.75 |
| | 1,627,812.01 | 276,868.06 | | 1,904,680.07 |

1,102,610.00

24

25

| | | | | | |
|--|--------------|--|------------|--|--------------|
| | | | | | |
| | 2,689,666.19 | | 766,493.88 | | 1,923,172.31 |
| | 1,485,264.00 | | 185,658.00 | | 1,299,606.00 |
| | 4,174,930.19 | | 952,151.88 | | 3,222,778.31 |
| | | | | | -- |

26

1

| | | |
|--|--------------|--------------|
| | | |
| | | |
| | 2,771,387.97 | 2,360,623.92 |
| | 1,727,000.00 | 1,363,750.00 |
| | 2,144,655.13 | 3,859,621.15 |
| | 6,643,043.10 | 7,583,995.07 |
| | | |

| | | |
|--|-----------|-----------|
| | | |
| | 59,842.30 | 17,734.00 |

| | | |
|-----|---------------|---------------|
| 2-3 | 102,844.87 | 55,368.80 |
| 3 | 53,170.42 | |
| | 74,123,765.00 | 53,356,142.23 |

2**5****5****33****1**

| | | |
|-----|---------------|---------------|
| | | |
| 1 | 38,599,137.46 | 65,039,691.91 |
| 1-2 | 6,789,384.73 | 2,023,767.13 |
| 2-3 | 765,655.98 | 378,109.73 |
| 3 | 135,564.65 | 6,589.73 |
| | 46,289,742.82 | 67,448,158.50 |

2

| | | | | |
|--|---------------|---------------|---------------|---------------|
| | | 736,976.61 | 736,976.61 | |
| | 15,987,908.63 | 97,780,540.88 | 96,755,361.69 | 17,013,087.82 |

35

| | | |
|--|--------------|---------------|
| | | |
| | 7,739,653.45 | 12,527,712.71 |
| | 476.40 | 8,905,216.88 |
| | 295,323.44 | 179,605.41 |
| | 506,162.60 | 843,018.00 |
| | 361,550.07 | 602,161.06 |
| | 8,965.31 | 14,168.24 |
| | 176,681.52 | 207,262.76 |
| | 9,088,812.79 | 23,279,145.06 |

36

37

38

1

| | | |
|-----|--------------|--------------|
| | | |
| 1 | 7,640,676.36 | 3,087,705.95 |
| 1-2 | 732,199.43 | 133,115.60 |
| 2-3 | | 27,263.00 |
| 3 | | 42,394.00 |
| | 8,372,875.79 | 3,290,478.55 |

2

5 5

39

| | | | | |
|--|--|--|--|--|
| | | | | |
|--|--|--|--|--|

| | | | | | | | |
|--|-----|-----------------|-----|-----|-----------------|--|---|
| | !!! | '\$\$\$\$' \$\$ | !!! | !!! | '\$\$\$\$' \$\$ | | % |
|--|-----|-----------------|-----|-----|-----------------|--|---|

| | | | , \$" \$\$ | |
|-----------------------|-------|---------------|---------------------|-----------------------|
| - | &\$%& | | &\$%& | %& |
| (\$" \$\$ | | | | |
| %\$ | &\$% | | | |
| %&\$" \$\$ | | | | |
| %% | | &\$%& | | |
| ' \$\$z\$\$\$\$" \$\$ | | | | |
| %& | | | | %+z) \$" \$\$ |
| % | | | ' &z\$\$\$\$" \$\$ | |
| %(| | | , \$z\$\$\$\$" \$\$ | |
| %) | | | %\$*z*\$ \$" \$\$ | |
| %* | | %(z(\$" \$\$ | | |
| %+ | | | | %\$z\$\$\$\$" \$\$ |
| % | &\$%& | | &\$z\$\$\$\$" \$\$ | |
| % | | | | (&z\$\$\$\$" \$\$ |
| &\$ | | dcg | | %z) \$z\$\$\$\$" \$\$ |

| | | | | |
|--|----------------|--|--|----------------|
| | 641,920,393.65 | | | 641,920,393.65 |
|--|----------------|--|--|----------------|

51

| | | | | |
|--|---------------|--------------|--|---------------|
| | | | | |
| | 12,716,911.13 | 1,478,059.67 | | 14,194,970.80 |
| | 12,716,911.13 | 1,478,059.67 | | 14,194,970.80 |

52**53**

| | | |
|--|--|--|
| | | |
|--|--|--|

| | | |
|--|---------------|-------|
| | 49,079,118.73 | 9.83% |
| | 47,046,728.21 | 9.42% |

| | | |
|--|---------------|---------------|
| | 5,757,044.43 | 5,580,774.95 |
| | 2,023,089.05 | 2,685,240.64 |
| | 422,852.72 | 1,237,004.86 |
| | 76,460,971.07 | 75,653,382.18 |

58

| | | |
|--|---------------|---------------|
| | | |
| | 76,757,353.10 | 66,553,514.04 |
| | 16,956,901.55 | 14,829,433.01 |
| | 4,729,546.15 | 4,271,174.26 |
| | 770,043.42 | 1,305,231.72 |
| | | 769,591.84 |
| | 3,488,911.71 | 1,548,393.47 |
| | 791,632.21 | 562,833.90 |
| | 5,089,954.45 | |

| | | |
|--|---------------|------------|
| | 11,283,497.81 | 630,781.50 |
|--|---------------|------------|

2**3**

| | | | |
|--|--------------|--|----|
| | | | |
| | 2,168,460.76 | | |
| | 2,168,460.76 | | -- |

62

| | | |
|--|--------------|--------------|
| | | |
| | 1,162,208.24 | 6,367,195.57 |
| | | |

63**1**

| | | |
|--|--|--|
| | | |
|--|--|--|

64

| | | | |
|--|------------|------------|------------|
| | | | |
| | | 23,972.02 | |
| | | 23,972.02 | |
| | 162,077.36 | | 162,077.36 |
| | | 356,736.03 | |
| | 20,938.79 | 118,879.67 | 20,938.79 |
| | 183,016.15 | 499,587.72 | 183,016.15 |

65

| | | |
|--|--------------|---------------|
| | | |
| | 767,711.83 | 11,146,454.34 |
| | 940,951.97 | -3,193,407.21 |
| | 1,708,663.80 | 7,953,047.13 |

66

7² ~~767,711.83~~

| | | | |
|--|--------------------------------------|----------------|----------------|
| | 4 | 114,300,000.00 | 114,300,000.00 |
| | 5 | --- | --- |
| | 6 | --- | --- |
| | 7 | --- | --- |
| | 8 | --- | --- |
| | 9 | --- | --- |
| | 10 | --- | --- |
| | 11 | 12 | 12 |
| | 12=4+5+6×7 ÷11-8×9÷11-10 | 114,300,000.00 | 114,300,000.00 |
| | 13 | 114,300,000.00 | 114,300,000.00 |
| | 14=1÷13 | 0.48 | 0.53 |
| | 15=3÷12 | 0.39 | 0.49 |
| | 16 | --- | --- |
| | 17 | --- | --- |
| | 18 | --- | --- |
| | 19 | --- | --- |
| | 20=[1+(16-18)× (100%-17)]÷(12+19) | 0.48 | 0.53 |
| | 21=[3+(16-18) ×(100%-17)]÷(12+19) | 0.39 | 0.49 |

1

$$=P0 \div S$$

$$S = S0 \quad S1 \quad Si \times Mi \div M0 - Sj \times Mj \div M0 - Sk$$

S1

67

68

1

| | 6,302,919.03 |
|--|--------------|
| | 2,515,314.42 |
| | 550,500.00 |
| | 74,878.85 |
| | 9,443,612.30 |

2

| | 8,214,361.79 |
|--|---------------|
| | 76,784,110.69 |
| | 149,584.72 |

| | |
|--|---------------|
| | 10,665,744.02 |
| | 15,618,641.52 |

69

1



670,754,556.20

684,132,811.94

| | | | | | | | | | |
|--|--|--|--|--|-------------------|-----|-----|--|------------|
| | | | | | | | | | |
| | | | | | | | | | |
| | | | | | 10,526,316. 00 | 20% | 20% | | 71520338-9 |

4

| | | |
|--|--|------------|
| | | |
| | | 27932635-7 |

5

1

| | | | | % | | % |
|--|-----|--|--------------|-------|--|---|
| | POS | | 1,475,316.24 | 0.31% | | |

| | | | | | |
|--|--|--------------|------------|--------------|------------|
| | | 1,821,120.00 | 105,306.00 | 6,161,000.00 | 308,050.00 |
|--|--|--------------|------------|--------------|------------|

1

2013 12 31

2

2013 12 31

1**S****S**

| | | | | | | | |
|---|---|--------------|-------|--------------|--------------|-------|--------------|
| 2 | 3 | 5,210,671.36 | 2.65% | 2,605,335.68 | 2,570,640.00 | 1.22% | 1,285,320.01 |
| 3 | | 1,093,886.00 | 0.56% | 1,093,886.00 | 1,106,186.00 | 0.52% | |

6

| | | | | |
|--|--|-----------|--|-------|
| | | | | (%) |
| | | 59,840.00 | | 0.03% |

| 1 | | | | | | |
|-----|--------------|--------|------------|--------------|--------|------------|
| | -- | -- | -- | -- | -- | -- |
| 1 | 2,341,071.36 | 24.44% | 117,053.57 | 5,987,122.66 | 67.18% | 299,356.13 |
| 1 2 | 2,400,580.22 | 25.06% | 480,116.04 | 500,559.72 | 5.62% | 100,111.94 |
| 2 3 | 178,275.00 | 1.86% | 89,137.50 | 182,374.41 | 2.05% | 91,187.21 |
| 3 | 249,541.39 | 2.6% | 249,541.39 | 159,454.00 | 1.79% | 159,454.00 |
| | 5,169,467.97 | -- | 935,848.50 | 6,829,510.79 | -- | 650,109.28 |

| | | | | (%) |
|--|--|----|--------------|--------|
| | | | 1,852,543.52 | 19.34% |
| | | | 659,842.05 | 6.89% |
| | | -- | 2,512,385.57 | 26.23% |



497,767,043.71


493,174,169.91




19,145,876.92

17,345,608.47

2013



2,062,164.778.22



| | | |
|--|---------------|----|
| | | |
| | 9,613,916.23 | |
| | 550,500.00 | |
| | -109,670.13 | |
| | -163.37 | |
| | 10,054,909.47 | -- |

2

1

| | | | | |
|--|---------------|---------------|------------------|----------------|
| | | | | |
| | | | | |
| | 54,940,058.49 | 60,160,444.91 | 1,033,002,391.82 | 983,777,333.33 |
| | | | | |

2

| | | | | |
|--|---------------|---------------|------------------|----------------|
| | | | | |
| | | | | |
| | 54,940,058.49 | 60,160,444.91 | 1,033,002,391.82 | 983,777,333.33 |
| | | | | |

3

| | | | |
|--|-------|------|------|
| | | | |
| | % | | |
| | 5.45% | 0.48 | 0.48 |
| | 4.46% | 0.39 | 0.39 |

4

| | | | | |
|--|----------------|----------------|-------|--|
| | | | | |
| | 182,477,850.98 | 196,696,956.51 | 7.23% | |

2013