



2013

2014-051

2014 04

.....	2
.....	5
.....	7
.....	10
.....	33
.....	43
.....	48
.....	53
.....	55
.....	137

	2001 07 31		4403012070860	440301731102852	73110285-2
	2008 04 25		440301103074776	440301731102852	73110285-2
	2008 07 18		440301103074776	440301731102852	73110285-2
	2010 11 03		440301103074776	440301731102852	73110285-2
	2011 07 31		440301103074776	440301731102852	73110285-2

1

	54,940,058.49	60,160,444.91	1,033,002,391.82	983,777,333.33

2

	54,940,058.49	60,160,444.91	1,033,002,391.82	983,777,333.33

3

	2013	2012	2011	
	9,613,916.23	-23,972.02		
	550,500.00	4,417,500.00	2,054,085.00	
	-109,670.13	-439,265.70	-70,353.04	
	-163.37	20,575.00	308,834.79	
	10,054,909.47	3,933,687.28	1,674,897.17	--

1 —

1 —

1

100%

2014 2
37,735,849

18,867,924

2.8

NBA

NBA

2

2013

4,300.76

19,736.12

21.79%

2014

3

4

2009

2013 3 28

2014

5

1

2013

	2013			2013	
257.83	1075.16	27.40%	29.46%		
	5,494.01	49,917.78	0.83%	2,231.06	41.70%
		8.68%			

2)

3)


	2013	2012	
	499,177,767.74	495,075,044.67	0.83%

, ,

/		2013	2012	%
		777,441	748,230	3.9%

	21,379,896.78		6.92%	18,841,362.08
	309,075,911.40		100%	293,688,072.41

	2013	2012	%
	76,460,971.07	75,653,382.18	



	16,420,000.00	5,240,000.00	213.36%
	75,031,038.28	27,161,799.69	176.24%
	-58,611,038.28	-21,921,799.69	-167.36%
	15,618,641.52	73,379,942.10	-78.72%
	5,715,000.00	71,058,019.36	-91.96%
	9,903,641.52	2,321,922.74	326.53%
	-13,378,255.74	-58,328,884.62	77.06%

30%

% 191.23% ,
 &" 213.36%,
 ' " 176.24%, ,

2013

POS

2013

2013

2013

2013

76,757,353.10

2012

1.94

2013

¤

|

					35,405,633.76
					25,736,051.28
					19,145,876.92
					4,067,071.55
					498,376,442.74

2) 10%

			(%)	%
	498,376,442.74	309,075,911.40	37.98%	0.82
POS	477,134,982.20	304,945,722.24	36.09%	0.34
	149,133,533.76	90,342,158.92	39.42%	-22.29
	89,831,793.50	56,535,452.63	37.07%	-14.03
	102,059,465.18	62,527,125.79	38.73%	21.68
	72,997,016.79	45,730,732.84	37.35%	40.51

3)

3

3

1)

	2013	2012		%	
		%	%		
	683,052,556.30	54.52%	701,383,709.54	57.26%	-2.74%
	182,477,850.98	14.56%	196,696,956.51	16.06%	-1.5%
	114,059,740.80	9.1%	138,234,413.14	11.29%	-2.19%
	25,183,414.22	2.01%	7,006,212.95	0.57%	1.44%
	20,644,745.93	1.65%	21,624,244.20	1.77%	-0.12%

, 82 79.46 0.48001 20.1 ref56.466 79.46 57.72 514 79.4


	73,749,092.60	5.89%	17,512,551.40	1.43%	4.46%	
--	---------------	-------	---------------	-------	-------	--

2)

3)

4**5**

1)



2010		64,633.49	41,016.4	2013	12	31	
	26,391.03						2,447.31
					10,946.24		
			15,200				


3)

	((1)		(2)	(%)(3) (2)/(1)					
)										

1.

	<p style="text-align: center;">“ ”</p> <p style="text-align: center;">2</p> <p style="text-align: right;">197</p> <p style="text-align: center;">2 “ ”</p> <p style="text-align: center;">“ 0.7 R 1.2 30% 15 45%”</p> <p style="text-align: center;">“ 0.7 R 1.2 30% 10 45%”</p> <p style="text-align: center;">2012 4 26 2011</p> <p style="text-align: center;">“ ”</p>
	<p style="text-align: center;">“ ” “ ”</p> <p style="text-align: center;">2</p> <p style="text-align: center;">2012 8 27 2012</p> <p style="text-align: center;">“ ”</p> <p style="text-align: right;">1</p>

#



8)

9)

6

							()	()	
		...			291,131,34	253,065,34		1,658,319	16,598,674.4
					9.99	6.71		.50	2

	2009 4 24	1,300		
	2013 12 31	65,068,078.49	59,519,686.86 ,	260.63% 313.46%
2013	47,933,923.16	262.14%	40,713,360.72 ,	6,008.72%;
45,124,012.29	1,638.68%			
3		“	”	
	2009 6 8	300		“ ”
	2013 12 31	1,562,810.48	1,028,093.19	22.22% 30.02%
2013	63,611.85	37.98%;	-438,563.76 ,	15.39%;
-441,125.61	8.90%			
4		“	”	
	2011 8 23	27,806	26,606	
“	”	“	”	
			94.6%	5.4%
	2013 12 31	272,227,316.47	264,944,387.26	1.32% 0.35%
2013	0	-918,954.13 ,	2,103.77%	
5		“	”	
	1999 6 2	1052.6316		POS
	2013 1 11			
80%	20%			
	2013 12 31	72,561,257.51 ,	50,176,689.82 ,2013	30,969,836.36 ,
10,842,303.81				
7				

1
1

	5.9	4.64				CNNIC		
				2012	12		2012	12
				33.2%	32.3%	24.8%		
2.42		42.9%	2011			4,807		24.8%

6.59% 8.92% 16.74 9.64 212.86% 317.56% 2013
153.38 9.22 56.06% 48.57% ”

2

3


“ ” “ ”

2

2

1

1 “ ”



“ ” “ ”

2011

S-POS

POS

2009

POS

POS

2

,

2014 2

“ ”

2 2014

2014

1

2014

“IBM

”

2

2014

3

2014

4

KPI

5

2014

3

1 100%

2014 2
37,735,849

18,867,924 2.8

NBA

NBA

2

2013 4,300.76 19,736.12

21.79%

2014

3

4

2009

2013 3 28

2014

5

3

1

1

2

3

4

2

1

18,867,924

2.8

“ ”

2012

2012 -2014

10%

2013 4 26
10

2012
0.5

2012
,
2013 5 16

571.5

114,300,000

2012

10		0
10		1.00
10		0
		114,300,000
		11,430,000.00
		88,124,816.91
		100%
10%		
114,300,000	10	1.00

3

1.2012	4	26	2011	2011	2011	12	31	11,430
			10	1.00	1,143			
2.2013	4	26	2012	2012			11,430	
			10	0.5	,	571.5		
3.			2013	11,430			10	1.00
				1,143			2013	

1

2

3
3

2013 11 28					
2013 12 04					

1

			2	3	4	(%)			5	
	20%	2,000			216	3.94%			2013 01 11	www.cninfo.com.cn

1.2012 12 10
2000

20%

2014 1 11

20%

2.2014 2 20

2

					3								
						(%)							
	49%	2013 3 8	1,300	0		16.59%						2013 03 08	www.cn info.co m.cn

49%

1,300 2013 3 8
2013 4 1,300

3

4

2014 2 21

www.cninfo.com.cn

2014

1

2

3

4

5

1

1

10%

2

10%

3

10%

2

3

1

2


3


4


1

5%

			2010 09 30		








--	--	--	--	--	--

2013



	45

2

	540,000			540,000		--
	38,070,000			38,070,000		2014-10-18
	12,690,000	12,690,000		0		--
	540,000			540,000		--
	810,000			810,000		--
	12,690,000	3,172,500		9,517,500		

áa1ÑK1 Ê


			0				
		11.1%	12,690,000		0	12,690,000	
			0			0	
		0.94%	1,080,000		810,000	270,000	
		0.94%	1,080,000		0	1,080,000	
		0.87%	990,000		0	990,000	
		0.77%	885,000		0	885,000	
		0.67%	767,553		0	767,553	
		0.66%	750,000		0	750,000	
		0.59%	675,000	-225,000	675,000	0	
10							
						12,690,000	12,690,000
						3,172,500	3,172,500
						1,080,000	1,080,000
						990,000	990,000
						885,000	885,000
						767,553	767,553
						750,000	750,000
						495,402	495,402
						450,000	450,000
						436,000	436,000
1							
10							
10							
10							

2

5		
10		

3

5		
10		



4 10%

5 10

--	--	--	--	--

38,070,000 2014 10 18

			38		1,080,000	0	0	1,080,000					
			38		0	0	0	0					
			45		720,000	0	180,000	540,000					
	--	--	--	--	54,900,000	0	765,000	54,135,000	0	0	0	0	--

2

5

1

47

2001

43

MBA

51

45

41

2007

46

47

45

46

2

56

38

38

3

47

		2007 08 08		
		2005 10 18		
		1998 08 28		
		2007 06 13		
		2007 02 22		

%	43.29	17.12	8.85	30.74	100.00
---	-------	-------	------	-------	--------

	30	30—40	40—50	50	
	759	213	49	7	1028
%	73.83	20.72	4.77	0.68	100.00

1

2

3

9

4

		www.cninfo.com.cn	
--	--	-------------------	--

2

2013	2013 08 22	www.cninfo.com.cn	2013 08 22

	2013 03 08	www.cninfo.com.cn	2013 03 11
	2013 03 28	www.cninfo.com.cn	2013 03 30
	2013 04 24		
	2013 07 31	www.cninfo.com.cn	2013 08 02
	2013 10 23	www.cninfo.com.cn	2013 10 24
	2013 12 30	www.cninfo.com.cn	2014 01 03

2010 12 15

1

	683,052,556.30	701,383,709.54
	75,753,289.04	60,867,821.00
	182,477,850.98	196,696,956.51
	3,142,175.68	1,823,562.29
	3,695,225.62	1,811,016.06
	7,580,762.66	9,158,420.99
	114,059,740.80	138,234,413.14
	20,378,488.16	23,319,853.56
	1,090,140,089.24	1,133,295,753.09
	25,183,414.22	7,006,212.95
	20,644,745.93	21,624,244.20
	73,749,092.60	17,512,551.40

	33,293,886.82	33,684,575.52
	3,222,778.31	4,174,930.19
	6,643,043.10	7,583,995.07
	162,736,960.98	91,586,509.33
	1,252,877,050.22	

	12,870,000.00	9,450,000.00
	12,870,000.00	9,450,000.00
	216,942,029.62	238,122,676.79
	114,300,000.00	114,300,000.00
	641,920,393.65	641,920,393.65
	14,194,970.80	12,716,911.13
	262,587,027.37	214,840,028.55
	1,033,002,391.82	983,777,333.33
	2,932,628.78	2,982,252.30
	1,035,935,020.60	986,759,585.63
	1,252,877,050.22	1,224,882,262.42

2

	496,570,432.32	465,943,899.22
	75,295,159.04	60,867,821.00
	182,078,650.98	196,154,629.51



· ·	13,376,307.05	11,640,799.48
· ·	5,939,416.37	6,834,617.92
· ·		
· ·		



	181,716.64	533,057.77
		57,442.07
“ ”	14,128,505.08	18,244,939.03
	-652,091.61	-963,311.45
“ ”	14,780,596.69	19,208,250.48
	--	--
	14,780,596.69	19,208,250.48

5

--	--	--

	325,684,719.84	357,546,435.19
	96,755,361.69	83,275,839.27
	56,756,451.79	63,734,651.28
	85,148,057.20	95,682,221.60
	564,344,590.52	600,239,147.34
	35,329,141.02	-38,725,834.44
	13,000,000.00	
		40,000.00
	3,420,000.00	5,200,000.00
	16,420,000.00	5,240,000.00
	54,679,533.03	24,040,549.69
	20,351,505.25	3,121,250.00
	75,031,038.28	27,161,799.69
	-58,611,038.28	-21,921,799.69

	15,618,641.52	73,379,942.10
	15,618,641.52	73,379,942.10
	5,715,000.00	11,430,000.00
		59,628,019.36
	5,715,000.00	71,058,019.36
	9,903,641.52	2,321,922.74
		-3,173.23
	-13,378,255.74	-58,328,884.62
	684,132,811.94	742,461,696.56
	670,754,556.20	684,132,811.94

· ·	13,000,000.00	
· ·		35,000,000.00
· ·		40,000.00
· ·		

12,716,		214,840,		2,982,252	986,759,58
911.13		028.55		.30	5.63

12,716,		214,840,		2,982,252	986,759,58
911.13		028.55		.30	5.63
1,478,0		47,746,9		-49,623.5	49,175,434
50.67		08.87		2	07

1										
2										
3										
4										
1										
2										
	114,300,000.00	641,920,393.65			14,194,970.80		262,587,027.37		2,932,628.78	1,035,935,020.60

	114,300,000.00	641,920,393.65			10,796,086.08		168,030,408.69		2,984,504.06	938,031,392.48

1,920,8				-11,430,00	
25.05				0.00	

	114,300,00	641,920,39			12,716,911		80,537,279	849,474,58
	0.00	3.65			.13		.89	4.67
“ ”					1,478,059.		7,587,537.	9,065,596.
					67		02	69
							14,780,596	14,780,596
							.69	.69
							14,780,596	14,780,596
							.69	.69
1								
2								
3								
					1,478,059.		-7,193,059.	-5,715,000.
					67		67	00
1					1,478,059.		-1,478,059.	
					67		67	
2								
3							-5,715,000.	-5,715,000.
							00	00
4								
1								
2								
3								
4								
1								
2								
	114,300,00	641,920,39			14,194,970		88,124,816	858,540,18
	0.00	3.65			.80		.91	1.36

	114,300,00	641,920,39			10,796,086		74,679,854	841,696,33
	0.00	3.65			.08		.46	4.19
..								
.....								
.....								
	114,300,00	641,920,39			10,796,086		74,679,854	841,696,33
	0.00	3.65			.08		.46	4.19
“ ”					1,920,825.		5,857,425.	7,778,250.
					05		43	48
							19,208,250	19,208,250
								.48

1									
2									

	50	1.250%
	35	0.875%
	60	1.500%
	50	1.250%
	4,000	100%

	2008 4 8	2008 3	2008 4 8		
			2008 3 31	59,860,459.32	4,000.00
1:1		4,000		4,000.00	
	[2008]35		2008 4 25		440301103074776
	2008 7				
	2008				750.00
	4,750.00				
	()		()		
		11	5,002.50	750.00	
	4,252.50			4,750.00	
	[2008]74		2008 7 18		
	2009 6 5		()	1.684%	20
09 6 22					
	2009 6 22		()	2.105%	2
009 6 22					
	2009 7 15		(“ ”)		120
	(“ ”)		2009 8 10		(2009 12)

	160	3.3684%
	100	2.1053%
	80	1.6842%
	60	1.2632%
	60	1.2632%
	60	1.2632%
	50	1.0526%
	50	1.0526%
	50	1.0526%
	50	1.0526%
	50	1.0526%
	50	1.0526%
	50	1.0526%
	50	1.0526%
	50	1.0526%
	40	0.8421%
	40	0.8421%
	40	0.8421%
	40	0.8421%
	40	0.8421%
	40	0.8421%
	35	0.7368%
	30	0.6316%
	20	0.4211%
	20	0.4211%
	20	0.4211%
	20	0.4211%
	20	0.4211%
	10	0.2105%
	4,750	100%

[2010]1292

2010 10 8 (A) 1,600 1.00 43.33
 2010 10 13 69,328.00 46,945,065.67 646,334,934.33

“ [2010]124 ”

2011 4 21

6,354c80079c0a2804be>T9bD0.0133 Tc<34ff1d5c079c0a28>Tj/TT3 1 T34ff1

(POS)

(POS)

4.

,

1

2006 2 15

38

(“ ”)

15 (2010)

2

3

1 1 12 31

4

5

1

1

2

2

8

9

1

2

”

“

10

1

2

1

2

3

4

5

3

1

2

1
2

4

5

6

1
2
3
4
5
6

7

8

1

50% 50%

20% 20%

50%

3	100%	100%
3 4	100%	100%
4 5	100%	100%
5	100%	100%

3

12

1

2

3

4

5

3

4

14

15

1

1

2

2

2

1

3

4

5

3

3

3

4

18

19

20

1

1

2

2

	50	
	5	

3

4

5

6

1

2

3

4

5

21

22

23

1

2

24

1

2

3

28

1

2

29

1

1

2

2

1

2

3

30

1

2

31

32


33

1

2

34

1



			17%	6%



,

	(2011)303	2012 6 15	10,800.00
13,800.00			[2012] 193
2012 5 21			15,000.00
12,806.00			27,806.00
26,306.00			26,606.00
			[2012] 314

1

								(%)	(%)				
				11,000		110,000,000.00		100%	100%				
				1,300		13,000,000.00		100%	100%				

				300		3,000,000.00		100%	100%				
				27,806		263,060,000.00		94.6%	94.6%			2,953,385.03	

--	--	--	--	--	--	--	--	--	--	--	--	--	--

2

3

2

3

4

5

6

7

8

9

10

1

:	--	--	153,107.24	--	--	70,718.69
	--	--	153,107.24	--	--	70,718.69
	--	--	670,601,448.96	--	--	684,062,093.25
	--	--	670,601,448.96	--	--	684,062,093.25
	--	--	12,298,000.10	--	--	17,250,897.60
	--	--	12,298,000.10	--	--	17,250,897.60
	--	--	683,052,556.30	--	--	701,383,709.54

2

3

1

	75,753,289.04	60,867,821.00
	75,753,289.04	60,867,821.00

4

5

1

	1,811,016.06	5,909,853.02	4,025,643.46	3,695,225.62
	1,811,016.06	5,909,853.02	4,025,643.46	3,695,225.62

2

6

1

		(%)		(%)		(%)		(%)
	197,361,17 5.33	100%	14,883,324. 35	7.54%	211,436,2 06.22	100%	14,739,249.7 1	6.97%
	197,361,17 5.33	100%	14,883,324. 35	7.54%	211,436,2 06.22	100%	14,739,249.7 1	6.97%
	197,361,17 5.33	--	14,883,324. 35	--	211,436,2 06.22	--	14,739,249.7 1	--

		(%)		(%)		(%)		(%)

1						
	--	--	--	--	--	--
1	180,181,472.80	91.3%	9,009,073.64	194,694,215.61	92.08%	9,734,710.78
2	11 375,145.17	5.5 %	2,175,029.03	13,065,164.60	6.18%	2,613,032.92
2 3						

	--	131,700,078.92	--	66.74%

7**1**

		(%)			

1	2			16,000.00	0.88%
2	3			15,000.00	0.82%
		3,142,175.68	--	1,823,562.29	--

2

		951,193.00	1		
Exadigm, Inc.		351,505.25	1		
		302,672.95	1		
		303,329.60	1		
		118,800.00	1		
	--	2,027,500.80	--	--	--

3

5 5

9

1

	26,249,887.52	684,990.06	25,564,897.46	24,493,903.39	24,493,903.39
	40,485,013.42	803,259.22	39,681,754.20	31,991,317.18	31,991,317.18
	8,139,552.15	362,576.52	7,776,975.63	24,833,202.43	24,833,202.43
	9,606,620.92		9,606,620.92	8,411,978.76	8,411,978.76
	31,988,597.30	559,104.71	31,429,492.59	48,504,011.38	48,504,011.38
	116,469,671.31	2,409,930.51	114,059,740.80	138,234,413.14	138,234,413.14

2

--	--	--	--	--

		684,990.06			

15

1

						(%)	(%)				
		1,250,624 .65	3,884,962 .95	-3,884,96 2.95	0.00	0%	0%				
		20,000,00 0.00	0.00	22,062,16 4.22	22,062,16 4.22	20%	20%				
Exadigm, Inc.		3,121,250 .00	3,121,250 .00	0.00	3,121,250 .00	3.33%	3.33%				
	--	24,371,87 4.65	7,006,212 .95	18,177,20 1.27	25,183,41 4.22	--	--	--			

2013 3 8 ,

49%

1,300.00

2012 12 26

2,000.00

20%

2013 1 11

20%

16

17

1

	38,104,474.59	8,908,289.93	6,511,469.99	40,501,294.53
	975,939.85	1,085,465.00		2,061,404.85
	1,899,779.23	67,253.95		1,967,033.18
	3,632,171.05	437,223.65		4,069,394.70

POS	17,372,095.36		6,511,690.57	1,444,269.99	22,439,515.94
	14,224,489.10		806,656.76	5,067,200.00	9,963,945.86
--					
	16,480,230.39		4,405,206.80	1,028,888.59	19,856,548.60
	69,565.14		50,675.21		120,240.35
	662,294.10		276,197.45		938,491.55
	1,756,445.85		517,320.26		2,273,766.11
POS	10,465,070.99		1,342,129.37	530,009.41	11,277,190.95
	3,526,854.31		2,218,884.51	498,879.18	5,246,859.64
--			--		
	21,624,244.20		--		20,644,745.93
	906,374.71		--		1,941,164.50
	1,237,485.13		--		1,028,541.63
	1,875,725.20		--		1,795,628.59
POS	6,907,024.37		--		11,162,324.99
	10,697,634.79		--		4,717,086.22
POS			--		
			--		

	73,749,092.60		73,749,092.60	17,512,551.40		17,512,551.40
	73,749,092.60		73,749,092.60	17,512,551.40		17,512,551.40

2

						(%)				(%)	
	278,060,000.00	17,512,551.40	56,236,541.20			26.52%	26.52%				73,749,092.60
	278,060,000.00	17,512,551.40	56,236,541.20			--	--			--	73,749,092.60

19

20

21

22

23

1

	35,407,638.04	711,921.30	36,119,559.34

	1,627,812.01	276,868.06		1,904,680.07
	33,684,575.52	-390,688.70		33,293,886.82
	32,056,763.51	-667,556.76		31,389,206.75
	1,627,812.01	276,868.06		1,904,680.07

1,102,610.00

24

25

	2,689,666.19		766,493.88		1,923,172.31
	1,485,264.00		185,658.00		1,299,606.00
	4,174,930.19		952,151.88		3,222,778.31
					--

26

1

	2,771,387.97	2,360,623.92
	1,727,000.00	1,363,750.00
	2,144,655.13	3,859,621.15
	6,643,043.10	7,583,995.07

	59,842.30	17,734.00

2-3	102,844.87	55,368.80
3	53,170.42	
	74,123,765.00	53,356,142.23

2**5****5****33****1**

1	38,599,137.46	65,039,691.91
1-2	6,789,384.73	2,023,767.13
2-3	765,655.98	378,109.73
3	135,564.65	6,589.73
	46,289,742.82	67,448,158.50

2

		736,976.61	736,976.61	
	15,987,908.63	97,780,540.88	96,755,361.69	17,013,087.82

35

		7,739,653.45	12,527,712.71
		476.40	8,905,216.88
		295,323.44	179,605.41
		506,162.60	843,018.00
		361,550.07	602,161.06
		8,965.31	14,168.24
		176,681.52	207,262.76
		9,088,812.79	23,279,145.06

36

37

38

1

1		7,640,676.36	3,087,705.95
1-2		732,199.43	133,115.60
2-3			27,263.00
3			42,394.00
		8,372,875.79	3,290,478.55

2

5 5

39

--	--	--	--	--

	!!!	'\$\$\$\$' \$\$!!!	!!!	'\$\$\$\$' \$\$		%
--	-----	-----------------	-----	-----	-----------------	--	---

, \$" \$\$

- &\$%& &\$%& %&

(\$" \$\$

%\$ &\$%

%&\$" \$\$

%% &\$%&

' \$\$z\$\$\$\$" \$\$

%& %+z) \$" \$\$

% ' &z\$\$\$\$" \$\$

%(, \$z\$\$\$\$" \$\$

%) %&*z*" \$" \$\$

%& %/(z(\$" \$\$

%+ %&z\$\$\$\$" \$\$

% &\$%& &\$z\$\$\$\$" \$\$

% (&z\$\$\$\$" \$\$

&\$ dcg %&) \$\$z\$\$\$\$" \$\$

3

641,920,393.65

14,194,970.80

14,194,970.80

53

7.86 4557.86 .86 0.47

	49,079,118.73	9.83%
	47,046,728.21	9.42%

	5,757,044.43	5,580,774.95
	2,023,089.05	2,685,240.64
	422,852.72	1,237,004.86
	76,460,971.07	75,653,382.18

58

	76,757,353.10	66,553,514.04
	16,956,901.55	14,829,433.01
	4,729,546.15	4,271,174.26
	770,043.42	1,305,231.72
	559,847.07	769,591.84
	3,488,911.71	1,548,393.47
	791,632.21	562,833.90
	5,089,954.45	

	11,283,497.81	630,781.50
--	---------------	------------

2**3**

	2,168,460.76		
	2,168,460.76		--

62

	1,162,208.24	6,367,195.57

63**1**

--	--	--

			/	
	17,500.00			
	32,000.00			
	80,000.00			
	106,600.00			
	14,400.00			
	100,000.00			
2010		300,000.00		
2012 2		4,800.00		
		2,000,000.00		
		1,500,000.00		

64

		23,972.02	
		23,972.02	
	162,077.36		162,077.36
		356,736.03	
	20,938.79	118,879.67	20,938.79
	183,016.15	499,587.72	183,016.15

65

	767,711.83	11,146,454.34
	940,951.97	-3,193,407.21
	1,708,663.80	7,953,047.13

66

	4	114,300,000.00	114,300,000.00
	5	---	---
	6	---	---
	7	---	---
	8	---	---
	9	---	---
	10	---	---
	11	12	12
	12=4+5+6×7 ÷11-8×9÷11-10	114,300,000.00	114,300,000.00
	13	114,300,000.00	114,300,000.00
	14=1÷13	0.48	0.53
	15=3÷12	0.39	0.49
	16	---	---
	17	---	---
	18	---	---
	19	---	---
	20=[1+(16-18)× (100%-17)]÷(12+19)	0.48	0.53
	21=[3+(16-18) ×(100%-17)]÷(12+19)	0.39	0.49

1

$$=P0 \div S$$

$$S = S0 \quad S1 \quad Si \times Mi \div M0 - Sj \times Mj \div M0 - Sk$$

S1

67

68

1

	6,302,919.03
	2,515,314.42
	550,500.00
	74,878.85
	9,443,612.30

2

	8,214,361.79
	76,784,110.69
	149,584.72

	10,665,744.02
	15,618,641.52

69

1



670,754,556.20

684,132,811.94

					10,526,316.00	20%	20%		71520338-9

4

		27932635-7

5

1

				%		%
	POS		1,475,316.24	0.31%		

		1,821,120.00	105,306.00	6,161,000.00	308,050.00
--	--	--------------	------------	--------------	------------

1

2013 12 31

2

2013 12 31

2	3	5,210,671.36	2.65%	2,605,335.68	2,570,640.00	1.22%	1,285,320.01
3		1,093,886.00	0.56%	1,093,886.00	1,106,186.00	0.52%	

6

				(%)
		59,840.00		0.03%

1						
	--	--	--	--	--	--
1	2,341,071.36	24.44%	117,053.57	5,987,122.66	67.18%	299,356.13
1 2	2,400,580.22	25.06%	480,116.04	500,559.72	5.62%	100,111.94
2 3	178,275.00	1.86%	89,137.50	182,374.41	2.05%	91,187.21
3	249,541.39	2.6%	249,541.39	159,454.00	1.79%	159,454.00
	5,169,467.97	--	935,848.50	6,829,510.79	--	650,109.28

				(%)
			1,852,543.52	19.34%
			659,842.05	6.89%
		--	2,512,385.57	26.23%



497,767,043.71

493,174,169.91



19,145,876.92

17,345,608.47

	2,062,164.22		

	9,613,916.23	
	550,500.00	
	-109,670.13	
	-163.37	
	10,054,909.47	--

2

1

	54,940,058.49	60,160,444.91	1,033,002,391.82	983,777,333.33

2

	54,940,058.49	60,160,444.91	1,033,002,391.82	983,777,333.33

3

	%		
	5.45%	0.48	0.48
	4.46%	0.39	0.39

4

	182,477,850.98	196,696,956.51	7.23%	

2013